

# **Portage County**

## **Locally Developed, Coordinated Public Transit-Human Services Transportation Plan**

**August 2008**



# **Portage County Public Transit-Human Services Coordinated Transportation Plan**

**August 30, 2008**

---

For more information, contact:

Carrie Placeway  
Aging and Disability Resource Center of Portage County  
Lincoln Center  
1519 Water Street  
Stevens Point, WI 54481

715-346-1401

[placewac@co.portage.wi.us](mailto:placewac@co.portage.wi.us)

[www.co.portage.wi.us/ardc](http://www.co.portage.wi.us/ardc)

## TABLE OF CONTENTS

Overview and Purpose . . . . .	3
Federal Requirements . . . . .	3
Application to Wisconsin . . . . .	4
Outline of Coordination Planning Process . . . . .	4
Overview of Planning Meeting(s) to Develop Coordination Plan . . . . .	5
Meeting Format . . . . .	5
Meeting Invitation and Participant List . . . . .	6
Keeper of the Plan . . . . .	7
Updating / Amending the Coordination Plan . . . . .	7
Summary of Participant Review . . . . .	8

## Portage County Coordinated Transportation Plan 2008-2012

Analysis of Service Gaps and Needs . . . . .	9
Assessment of Existing Service . . . . .	9
Demographic Information . . . . .	9
Identification of Gaps and Needs . . . . .	9-10
Strategies to Address Identified Gaps and Needs . . . . .	11-12

- Appendix A – July 30 & August 12 Meeting Invitation List
- Appendix B – July 30 Meeting Attendance
- Appendix C – Meeting Evaluation Forms
- Appendix D – Portage County Provider Inventory
- Appendix E – Demographic Information

THIS PAGE LEFT BLANK, INTENTIONALLY

## **Overview and purpose**

The federal transportation bill known as SAFETEA-LU (Safe, Accountable, Flexible, Efficient Transportation Equity Act: A Legacy for Users), passed in 2005, requires the preparation of coordination plans for entities that will access FTA (Federal Transit Authority) funds. SAFETEA-LU states that projects funded from the following three programs must be derived from a locally developed, coordinated public transit-human services transportation plan. The stated goal is to maximize the three programs' coverage by minimizing the duplication of similar, overlapping services. SAFETEA-LU also stipulates that the plan be developed through a process that includes representation of public, private and non-profit transportation and human services providers, and participation by the public. The three FTA funding programs include:

1. **FTA Section 5310 - Transportation for Individuals who are Elderly and Individuals with Disabilities.** This program provides formula funding to states for capital projects to assist in meeting the transportation needs of the elderly and persons with disabilities. This funding, available to public entities and private non-profit entities involved in transporting seniors and persons with disabilities, has historically been used for capital expenditures, typically for accessible vehicles.
2. **FTA Section 5316 - Job Access and Reverse Commute Program (JARC).** The JARC program provides formula funding for projects that assist individuals with low incomes and other individuals with transportation services to access jobs and employment-related activities. This program is combined with other funding sources known as WETAP in Wisconsin.
3. **FTA Section 5317 - New Freedom Program.** The New Freedom Program (NF) provides formula funding for new public transportation services and service alternatives beyond those required by the Americans with Disabilities Act (ADA). The New Freedom program aims to provide additional tools for persons with disabilities seeking to overcome existing barriers integrating into the workforce and participating fully in society.

## **Federal Requirements**

FTA guidelines, effective May 1, 2007, provide guidance for the 5310, 5316 and 5317 programs. These guidelines require a locally developed, coordinated public transit-human services transportation plan that consists of, at a minimum:

- an assessment that identifies public, private, and non-profit entities that currently provide transportation services to persons with disabilities, older adults, and people with low incomes, and the availability of those services;

- an assessment of transportation needs for persons with disabilities, older adults, and persons with low incomes, and gaps in service; this assessment may be based on the experiences and perceptions of the planning partners or on more sophisticated data collection efforts;
- strategies activities and/or projects to address the identified gaps between current services and needs, as well as opportunities to improve efficiencies in service delivery; and
- priorities for implementation based on resources, time, and feasibility for implementing specific strategies/activities identified.

Recipients of 53.10, 53.16, and 53.17 funding must certify annually that projects selected for funding were derived from a coordinated plan and the plan was developed through a process that included members of the public, including persons with disabilities.

### **Application to Wisconsin**

The objective of the 2008 WisDOT coordination planning process is to develop new plans and include projects to be funded by the 53.16/WETAP program and/or Federal sections 53.17 and 53.10.

The purpose of this plan document is to achieve the above objectives by satisfying WisDOT minimum reporting-requirements as identified in the 2008 Locally Developed Transportation Coordination Plans Toolkit published online by the Wisconsin Department of Transportation. The Toolkit can be reviewed at <http://www.dot.wisconsin.gov/localgov/transit/toolkit.htm>.

### **Outline of coordination planning process**

Based on preliminary guidance from WisDOT and its experience with development of 2006 coordination plans and 2007 updates, the NCWRPC developed a planning process for the 2008 transportation coordination plans. Because Portage, Wood and Marathon Counties are currently meeting to discuss regional transportation issues, it was determined by the Mobility Managers in Portage and Wood/Marathon Counties that an initial regional meeting would serve as a good kick-off to the each of the county's plans. The counties are not yet ready to make the leap to write a fully integrated multi-county plan, but want to begin working together and having stakeholders think outside county lines. The planning process is outlined below:

- I. Plan for Planning
  - A. WisDOT - RPC Teleconferences
  - B. WisDOT - RPC Meetings
  - C. WisDOT 2008 Locally Developed Transportation Coordination Plans Toolkit
  - D. NCWRPC Planning Process Established

- II. County Contact
  - A. WisDOT Letter to Key County Officials
  - B. NCWRPC Contact with County Mobility Managers
    - 1. Determine County or Sub-region Level for Plan
    - 2. Date, Time and Location Established
  
- III. Tri-County Input Gathering Session
  - A. County Updates
  - B. WisDOT Overview and Purpose
    - 1. SAFETEA-LU Requirements
    - 2. Review of Grant Programs
  - C. Individual County Breakouts to Identify Needs and Gaps
  
- IV. Meeting Participant Invitation List Development
  - A. NCWRPC Preliminary Stakeholder List
    - 1. Base Update on 2006 List
    - 2. Expansion Using Toolkit Resources
  - B. County Review and Update/Expansion of Stakeholder List
    - 1. Stress Broader Participation
    - 2. County to Identify/Invite Users and Provide Transportation
  
- V. Notification of Planning Meeting
  - A. Invitations Distributed to Stakeholder List
  - B. Flyer Provided to County for Posting and Distribution
  
- VI. Planning Meeting
  - A. Welcome and Introductions
  - B. Review Background and Purpose of Meeting
  - C. Review Identified Needs and Gaps
  - D. Identify Strategies and Actions to Address Needs and Gaps
  - F. Prioritize Strategies and Actions
  - G. Determine Keeper of the Plan
  - H. Wrap-up and Evaluation
  
- VII. Report Drafting
  - A. NCWRPC Draft Report
  - B. County Review
  - C. Submission of Final to WisDOT

**Overview of planning meeting(s) to develop coordination plan**

**Meeting Format**

Because of the limited public involvement in the 2006 Portage County Coordinated Plan and the creation of the new Public Transit – Human Services Transportation Coordinating Committee of Portage County, it was recognized that in order to have a

successful plan, individuals involved in the planning process and the general public needed to know more about the process. For this reason, a two meeting process was used in the development of the Portage County 2008 Coordinated Transportation Plan. Although the DOT placed emphasis on regional plans during this period, it was not felt by either Marathon, Wood or Portage County that a tri-county plan could be written at this time. Although separate plans will be written, it was recognized that many issues each county faces transcend county borders and will require cross-county cooperation. To provide the necessary education to new participants, and to introduce stakeholders to the regional view of transportation, the first meeting held was a joint Marathon, Portage and Wood "Kick-off" meeting. The second was a Portage County specific plan development meeting.

On July 30, 2008, transportation stakeholders from the tri-county area of Marathon, Portage and Wood met to learn about the process and programs, share common concerns and identify transportation service needs and gaps within each of the counties. Jackie Bodette, Mobility Manager of Wood/Marathon County and Carrie Placeway, Mobility Manager and Transportation Director of the Aging & Disability Resource Center of Portage County facilitated the large group session and the break-out sessions to follow.

Bobbie Beson-Crone and Becky Solderholm of WisDOT provided an overview of the locally developed plan requirements and grant funding programs. Following that discussion, Portage County broke out separately to gather input on transportation needs and gaps. The Portage County Mobility Manager facilitated this breakout session, at which there was a quorum of the Public Transit – Human Services Transportation Coordinating Committee of Portage County. A list of needs and gaps were identified at this session which are included in the following section titled "Identification of Gaps and Needs".

On August 12, 2008, Portage County transportation stakeholders met to build their locally developed plan from the input gathered at the July 30 meeting. The NCWRPC facilitated this session. The results of the July 30 meeting were discussed and a few additional needs/gaps were identified. The group then brainstormed strategies and actions to address the identified needs or gaps. The group also discussed actions being taken to improve transportation, grants already used and ones anticipated in the next cycle. These discussions are summarized in the plan in the chart titled "Strategy & Actions".

### **Meeting Invitation and Participant Lists**

Approximately 40 people attended the July 30 session and about half of them participated in the Portage County breakout. Invitation and attendance records for this meeting are listed in APPENDIX A & B.

The stakeholder invitation list for the August 12 meeting included 95 individuals, see APPENDIX A. Approximately 13 people attended the planning meeting as follows:

Portage County 2008 Coordinated Transportation Plan Participant List

<u>Name</u>	<u>Organization</u>	<u>Role</u>
Richard Bishop*	Village of Plover	Elected Official
Donna Betro	Portage Co. ADRC	Lead Transportation Worker
Jen Knade*	WI Interfaith Needs Response	Vehicle Donation Program
Carrie Placeway*	Portage Co. ADRC	Mobility Manager
Kurt Hevelushat	Opportunity Development Center	Disabled Employment
Karalyn Peterson*	Midstate Independent Living	Disabled Assistance
Tara Stormoen	Portage County	Grant Writer
Michael Clements*	Portage County	Veterans Services
Jim Limbach*	Portage Co. ADRC	Volunteer Driver
Kathleen Sankey*	Courtesy Carriers, Courtesy Cab, Plover Taxi	Service Provider
Jessica Schmidt*	Maple Ridge of Plover	Assisted Living Owner
Jim Riggerbach*	Portage Co. Human Services	Volunteer Driver Program
Paul Rice*	Community Industries Corp	Disabled Employment, etc.

\* indicates member of the Public Transit – Human Services Transportation Coordinating Committee

**Keeper of the Plan**

The Portage County Public Transit-Human Services Transportation Coordinating Committee will be the designated keeper of the plan. This committee was created by county resolution in May of 2008 and codified in county ordinances 3.1.30. One of the powers and duties of this committee is the development of the local public transit-human services transportation plan. The plan will be updated to align with the competitive selection process based on needs identified on the local levels. As part of the planning process, the committee will also identify a process to adopt the plan. Many of the planning meeting attendees are members of this committee. The committee was designed to follow the FTA coordination requirements set forth in circular 9045 Chapter V dated 5/1/2007. Carrie Placeway, the County Mobility Manager and ADRC Transportation/Adult Day Center Director, is a position member of the committee and provides administrative and executive support to the committee.

**Updating / amending the coordination plan**

The coordination plan establishes the framework for a five-year work program. However, should a strategy or project be identified that was not foreseen at the time of plan development, the plan can be amended by the Public Transit- Human Services Transportation Coordinating Committee with input from the public. The plan will be regularly reviewed and updated if major changes in any provisions of the plan are identified. At a minimum, the plan is required to be updated every five years. It is expected that the plan will be reviewed by the committee in 2009, along with the

Wood/Marathon plan and common elements from each plan will be combined to create a regional transportation plan for the tri-county area.

**Summary of Participant Review**

The plan meeting participants were given the opportunity to complete an evaluation form rating the process, meeting(s), and implementation strategies. Most responses indicate a positive agreement regarding the process and the County's status. There were a number of responses indicating a lack of knowledge regarding implementation of the 2006 plan. One of the goals of the 2006 plan was the expansion of the Transportation Coordinating Committee and reporting to the County Board. This expansion took place this year with the new county committee and should result in better communication regarding the plan and progress towards the goals within the plan. Refer to APPENDIX C for copies of the completed participant evaluation forms.

# *Portage County Public Transit – Human Services Coordinated Transportation Plan 2008-2012*

## **Analysis of service gaps and needs**

In 2007, Portage County Aging & Disability Resource Center received a STRAP planning grant which was used to hire an independent consultant, SRF Consulting Group, Inc. to conduct a study of transportation services in Portage County. The Portage County Rural Transportation Project report was completed in July 2007 and provided some of the demographic material, existing service analysis, and strategies that were expanded upon to create the new local plan.

### **Assessment of Existing Service**

An inventory of what transportation services are currently available in Portage County was compiled in the APPENDIX D. A general assessment of the inventory data indicates the following:

- Evening and weekend services are limited,
- Employment needs are underserved, and
- More rural, inter-city and across-county services are needed.

Public transit provides good coverage, but does not provide a level of coverage beyond the traditional work week to allow time for personal business, social or shopping trips. Human Services types of transportation allows for more coverage, however is often limited by trip purpose and requires more planning. Trips outside the city or county are often cost prohibitive.

### **Demographic Information**

Portage County is a predominately rural county. The population is expected to grow steadily by approximately 5,000 people every 10 years, or a 13% increase by 2020. Even more significant to transportation is the anticipated increase in the aging population. By the year 2020, over 30% of the County's population will be age 55 or older. WisDOT provided maps of Marathon, Wood and Portage Counties for target populations including elderly, disabled and low income for the July input gathering session. This information is useful in assisting with defining gaps and needs. Although the majority of the transit dependent elderly and disabled individuals are concentrated in the urban area of Stevens Point and Plover, the maps indicate there are individuals needing transportation all throughout Portage County. These maps are attached as APPENDIX E.

### **Identification of Gaps and Needs**

During the July 30 breakout session and the August 12 meeting, the Portage County group identified the following gaps and needs in the current transportation system for Portage County residents:

#### Needs:

- Hire Mobility Manager/continue to have one person to organize and be leader for transportation changes and improvements
- Centralize Information/computer software
- Coordinate dispatch
- Offer travel training/bus buddy program
- Assist employers/University in pooling resources to transport employees & students, options could include: Vanpools, expand public transit options
- Market & promote Rideshare and other transportation programs
- Provide educations for local political officials, public & businesses about issues, resources (including funding) and transportation options
- Consolidate volunteer driver programs and streamline other like programs
- Fill empty seats of resources already on the road/promote vehicle sharing
- Expand alternative forms of transportation (walking/biking facilities, etc.)

#### Gaps:

- bus routes in rural areas/more options in rural areas
- para-transit/accessible transportation outside the city para-transit service
- limited urban para-transit
- Only two SMV providers in the County
- lack of evening and weekend services
- transportation for low-income individuals who often fall between the cracks of other funding
- transportation for low-income workers

**Strategies to address identified gaps and needs**

The following strategies establish the framework for a five-year work program from 2008 through 2012. The strategies and actions listed are to address the identified gaps between current services and needs, as well as opportunities to improve efficiencies in service delivery. Strategies are listed in order of priority determined by the attendees of the planning meetings.

**Portage County 5-year Transportation Coordination Strategies, 2008 - 2012**

**Strategy and Actions**

<b>Strategies</b>	<b>Action Steps</b>	<b>Person(s) Responsible</b>	<b>Timeline By When?</b>	<b>Roadblocks to Implementation</b>
Continue to have a County Mobility Manager to provide leadership for transportation coordination in the county and region	Apply for New Freedom Grant funding continuation	Carrie Placeway, Aging & Disability Resource Center of Portage Co.	Sept. 15, 2008	Continued support for position at a county level and local funding
Maintain and expand human services fleet to provide transportation to elderly and disabled population within and around Portage County	Apply for 53.10 funds	Including but not limited to: Community Industries, Aging & Disability Resource Center, Stevens Point Transit – Para-transit	Feb. 2010	Availability of local cash match, ability of agencies to expand, financial restraints of fleet management
Continue efforts of Public Transit – Human Services Transportation Coordinating Committee	Schedule regular meetings	18 Member committee appointed by the Portage County Executive Operations Committee	Officially in code of ordinances, ongoing meetings	
Address getting low-income individuals to work by starting a car loan program in Portage County	Apply for JARC/WeTAP funds	Currently the car loan program is being evaluated	October 2008	Ability of local agency to administer a new program
Address getting low-income individuals to work through expanded programs & services	Continue to monitor needs and look for ways to fill the gaps in service	PT-HS TCC and Mobility Manager, Local Providers	ongoing	
Develop comprehensive marketing plan/program for all transportation services within Portage County	-Develop new comprehensive brochure -Explore using Community Access TV and Public Service Announcements	Mobility Manager and PT-HS TCC	ongoing	Local funding

Expand service coverage for evenings and weekends and to rural areas and regional destinations	Look at existing services to cover areas and explore potential grant	Local Providers	ongoing	Local funding and support from municipalities. Ability of providers to expand.
Provide resources to assist employers in establishing, marketing and promoting ridesharing and/or van pooling programs	Promote DOT Rideshare database, seek start-up funding, plan and establish Park-and Pool facilities, create vanpooling routes including provision of vehicles	Mobility Manager with local support	ongoing	
Work with Marathon and Wood Counties to develop tri-county coordination of transportation program	Continue to hold regular, regional meetings	Wood/Marathon & Portage County Mobility Managers & committees	ongoing	
Centralize program information to make more user friendly and accessible	Evaluate and purchase dispatching software	Local providers & Mobility Manager	ongoing	Local funding
Assist as many individuals as possible in using the existing fixed route bus service	Develop customer travel training program/bus buddy Work with employers to develop incentives for riding the bus	Stevens Point Transit and cooperating partners & employers		Cost of new program and staff to run program
Expand accessible routes throughout the county	Determine need and demand for services in rural areas	Local providers		Cost of rural services
Establish intercity/inter-county routes for employment, medical and other purposes	Look at highly traveled roads to determine how to best serve commuters and others traveling those corridors	Wood/Marathon & Portage County Mobility Managers with committee support		Funding programs across county lines
Monitor and discuss Regional Transportation Authority legislation and possible implications for the current Portage County transportation systems	Attend legislative meetings as possible, report on progress of legislative committee	Public Transit- Human Services Transportation Coordinating Committee PT-HSTCC	ongoing	
Consolidate Portage County volunteer driver programs to improve administration, recruitment and retention of drivers	Combine policies and create new procedures for handling clients who are new to the ADRC volunteer program	Aging & Disability Resource Center & Health & Human Services		Lack of drivers for certain trips
Develop a tri-county coordination plan to address major highways traversed for employment, major medical facilities in the region as well as expansion of the care management organization	Continue to hold regular, regional meetings	Wood/Marathon & Portage County Mobility Managers & committees & providers	ongoing	
Work toward filling empty seats on current vehicles & promote vehicle sharing	Meet with local providers to identify availability	Local providers		Insurance coverage and liability

July 30 & August 12, 2008 Meeting Invitation List

THIS PAGE LEFT BLANK, INTENTIONALLY

Global Tours  
1101 A 1<sup>st</sup> St.  
Stevens Point, WI 54481

Mark Maslowski, County Executive  
Portage County  
1462 Strongs Avenue  
Stevens Point, WI 54481

Stevens Point Public Schools  
Nancy Hartman  
3300 Water St.  
Stevens Point, WI 54481

Ambu Lift, LLC  
Larry Lee  
3822 Robert Street  
Stevens Point, WI 54481

Linda Larson-Schlitz  
DWD Disability Navigator  
364 Grand Avenue  
Wausau, WI 54403

Patti Rous  
Portage County Job Center  
1001 Maple Bluff Road  
Stevens Point, WI 54481

Kathy Olson  
364 Grand Ave.  
Wausau, WI 54403-6221

Kathy Henkinson  
St. Michael's Hospital  
900 Illinois Ave.  
Stevens Point, WI 54481

Todd Breaker  
Community Care of Central WI  
3349 Church Street, Suite 1  
Stevens Point, WI 54481

UWSP –Transportation  
Bill Rowe  
2100 Main Street  
Stevens Point, WI 54481

Salvation Army  
Bob Quam  
1300 Briggs Street  
Stevens Point, WI 54481

CAP Services, Inc.  
Mary Patoka  
5499 HWY 10 East, Ste A  
Stevens Point, WI 54481

Debra J. Abel  
Community Industries Corp.  
41 Park Ridge Drive  
Stevens Point, WI 54481

Kathleen Sankey  
Courtesy Cab/Carriers Inc.  
5622 Hwy B  
Stevens Point, WI 54481

Division of Vocational Rehab.  
1001 Maple Bluff Road, Suite 1  
Stevens Point, WI 54481

Stephen Brazzale, Director  
Portage County Planning Dept.  
1462 Strongs Avenue  
Stevens Point, WI 54481

Mayor City of Stevens Point  
Andrew Halverson  
1515 Strongs Ave.  
Stevens Point, WI 54481

Jennifer Cordova  
1800 Bluebell Lane  
Stevens Point, WI 54481

Achievement Center  
Early Intervention Program  
1640 West River Dr.  
Stevens Point, WI 54481

Yeng Veng  
DWD Disability Navigator  
1109 6<sup>th</sup> St.  
Wausau, WI 54403

CH Robinson  
3046 Village Park Dr.  
Plover, WI 54467

LJS Transit LLC  
104 17 Hwy 49  
Rosholt, WI 54473

Dorothy Miller  
WI Job Center- Portage County  
1001 Maple Bluff Rd., Suite 1  
Stevens Point, WI 54481

Sally Cutler, Executive Director  
North Central Wisconsin WDA  
1121 W. Grand Avenue  
Wisconsin Rapids, WI 54494

Midstate Independent Living  
Consultants, Inc.  
Evelyn Buckles  
3262 Church Street, Suite 1  
Stevens Point, WI 54481

Trevor Roark  
Interfaith Volunteer Caregivers  
1100 Centerpoint Drive, Suite 301  
Stevens Point, WI 54481

Dan Schobert  
2521 Meadow Lane Box 558  
Plover, WI 54467

Jo Seiser  
317 6<sup>th</sup> Ave.  
Stevens Point, WI 54481

Barb Rasmussen  
Portage County HHS  
817 Whiting Avenue  
Stevens Point, WI 54481

Richard Sicchio, Ex. Director  
North. Area Agency on Aging  
3716 Country Dr. Suite 1  
Rhinelander, WI 54501

John A. Corrigan  
Renaissance Learning  
PO Box 8036  
Wisconsin Rapids, WI 54495-8036

Nancy Campbell-Kelz  
Aspirus VNA Extended Care  
520 N 32<sup>nd</sup> Ave.  
Wausau, WI 54401

Del Monte  
County Trunk B  
Plover, WI 54467

Flex-Staff  
1100 Centerpoint Dr.  
Stevens Point, WI 54481

AmeriCold  
Hwy 54 & 110<sup>th</sup> Street  
Plover, WI 54467

Sentry Insurance  
Peg Sullivan  
1800 Northpoint Dr.  
Stevens Point, WI 54481

McCain Foods  
Margo Bronk  
Hwy 54 & 110<sup>th</sup> Street  
Plover, WI 54467

The Worth Co.  
214 Sherman Ave.  
Stevens Point, WI 54481

Kristin Duckart  
Executive Director – St. Michael's  
Foundation  
900 Illinois Ave.  
Stevens Point, WI 54481

Gamber-Johnson LLC  
Jeff Greene  
3001 Borham Ave.  
Stevens Point, WI 54481

ABR Employment Services  
2813 Post Rd  
Stevens Point, WI 54481

Kelly Services  
1101 Brilowski Rd, Suite B  
Stevens Point, WI 54481

AIG Travel Guard  
1145 Clark St  
Stevens Point, WI 54481

Donaldson Company Inc.  
John Slavich  
5200 Coye Dr.  
Stevens Point, WI 54481

New Page Corp  
Martin Munce  
2627 Whiting Rd.  
Stevens Point, WI 54481

DMK USA Inc.  
Kenneth Turzinski  
4917 Coye Dr.  
Stevens Point, WI 54481

Joerns Healthcare  
Connie Janowski  
5001 Joerns Dr.  
Stevens Point, WI 54481

Portage County Business Council  
5501 Vern Holmes Dr.  
Stevens Point, WI 54481

Express Personnel  
1001 Brilowski Rd. Suite C  
Stevens Point, WI 54481

Manpower  
5709 Windy Dr. Suite C  
Stevens Point, WI 54481

Delta Dental of WI  
2801 Hoover Ave.  
Stevens Point, WI 54481

Basic American Foods  
Paul Landon  
4930 Hayes Ave.  
Plover, WI 54467

RR Donnelley  
Cyndi Sepulveda  
1600 Disk Dr.  
Plover, WI 54467

Barbara Schleicher  
1450 Water St. Apt. 409  
Stevens Point, WI 54481

James Limbach  
1732 Ellis St.  
Stevens Point, WI 54481

Karalyn Peterson  
3262 Church St., Suite 1  
Stevens Point, WI 54481

Jenny Knade  
1932 Church St.  
Stevens Point, WI 54481

Jon Baltmanis  
7605 Evergreen Dr. West  
Waupaca, WI 54981-9642

Kathryn Trachte  
1820 White Pine Drive  
Plover, WI 54467

Jessica Schmidt  
159 River Dr.  
Plover, WI 54467

Susan Lemke  
Stevens Point Transit System  
102 Sixth Avenue  
Stevens Point, WI 54481

Portage Co. Veterans Service  
Michael Clements  
1516 Church Street  
Stevens Point, WI 54481

Hans Walther  
Chairman-St. Pt. Trans. Com.  
2424 Ellis Street  
Stevens Point, WI 54481

Jim Riggenschach  
Portage Co. Health & Human Svcs.  
817 Whiting Avenue  
Stevens Point, WI 54481

Richard Bishop  
3279 Village Lane  
Plover, WI 54467

Nate Sielaff  
Community Care of Central WI  
3349 Church Street Suite 1  
Stevens Point, WI 54481

Kathy Sankey  
Plover Taxi  
5622 Hwy B  
Stevens Point, WI 54481

Paul Rice  
Community Industries Corp., Inc.  
41 Park Ridge Drive  
Stevens Point, WI 54481

Jerry Moore  
County Board Supervisor  
317 Division St. N  
Stevens Point, WI 54481

Carrie Placeway  
Mobility Manager  
1519 Water Street  
Stevens Point, WI 54481

Care Partners  
Tressa Weber  
3349A Whiting Ave.  
Stevens Point, WI 54481

Point Manor  
1800 Sherman Ave.  
Stevens Point, WI 54481

Whispering Pines  
3380 Bridlewood Dr.  
Plover, WI 54467

Craftsman Village  
3284 Village Lane  
Plover, WI 54467

Pine Crest Apartments  
2940 Hickory Dr.  
Plover, WI 54467

Advantage Mobility & Services  
2833 Stanley St.  
Stevens Point, WI 54481

Aspirus Stevens Point Clinic  
Kristine Bell  
5409 Vern Holmes Dr.  
Stevens Point, WI 54481

Plover Area Business Aso.  
Cheryl Fahrner  
2400 Post Road  
Plover, WI 54467

Noel Group  
1145 Clark St.  
Stevens Point, WI 54481

North Crest  
2225 Eagle Summit  
Stevens Point, WI 54481

Sylvan Crossings  
Sherry Wiza  
100 N. Green Ave.  
Stevens Point, WI 54481

Community Partners Program  
2800 Prais St.  
Stevens Point, WI 54481

Hickory Drive Apartments  
2860 Hickory Dr.  
Plover, WI 54467

Whitetail Run Office  
1590 Okray Ave.  
Plover, WI 54467

United Way of Portage Co.  
Keri Gretebeck  
1100 Centerpoint Dr. Suite 302  
Stevens Point, WI 54481

Klasinski Medical Complex  
Michael Wimpe  
500 Vincent St.  
Stevens Point, WI 54481

St. Pt. Area HR Aso.  
Lisa Sobczak  
2813 Post Rd.  
Stevens Point, WI 54481

Oakridge Senior Living  
Marcia McDonald  
5625 Sandpiper St.  
Stevens Point, WI 54481

Wellington Place  
1902 Post. Rd  
Stevens Point, WI 54481

Ministry Behavioral Health  
209 N. Prentice St.  
Stevens Point, WI 54481

Mission Village  
3446 Mission Lane  
Plover, WI 54467

Wyndmere Estates  
216 Prentice St. North  
Stevens Point, WI 54481

The Windsor  
Brian Seramus  
155 Devonshire Court  
Plover, WI 54467

Marshfield Clinic  
Reed Hall  
1000 North Oak Ave.  
Marshfield, WI 54449

Goodwill Industries  
Tom Baldischwiler  
5373 Hwy 10E, Suite A  
Stevens Point, WI 54481

APPENDIX B

---

July 30 Meeting Attendance

THIS PAGE LEFT BLANK, INTENTIONALLY

Marathon, Portage & Wood County 2008 Coordinated Planning Meeting  
Sign In

Please keep me posted!

Name	Organization	email or postal address
Karen Peterson	HILC	kpeterson@milv-tr.org
Bobbie Benson-Cron	WisDOT	
Greg Gaetzman	NCKC - Wausau	ggatzman@norcen.org
Shelby Kuebel	WAGGAW ADRC CW	shentelsh@ccwrp.milv
Benny Mckenzie	NCHC - Wausau	bmckenzie@norcen.org
Rob Manzke	UW-Stevens Point	rmanzke@uwsp.edu
Cheryl Stein	Manitowish District	saine@smhost.org
Cathy Dengler	CCCW	cathydere@gmail.com
Terry Kischel	Northern Valley	Terrrik@norvalinc.com
Kim McGrath	Renaissance Learning	Kamcgrat@relearn.com
Susan Lemke	Stevens Point Transit	slemke@stevenspoint.com
Darryl Landeau	NCWRPC	dlandeau@ncwrpc.org

# Marathon, Portage & Wood County 2008 Coordinated Planning Meeting Sign In

Please keep me posted!

Name	Organization	email or postal address
Becky Soderholm	WisDOT	becky.soderholm@dot.state.wi.us
Sarah Rollmann	WisDOT	sarah.rollmann@dot.state.wi.us
Joe Burnett	Burnett Transit	jfburnett@progressivetravel.org
Rock Larson	Madison Veterans Affairs	RLARSON@co.wood.wi.us
Robert J. Spahr	Madison Veterans Affairs	9404 Elgin Rd. Bancroft WI 53521
Michael Clements	Portage Co Veterans Off.	Clementm@co.portage.wi.us
Richard Bishop	ADRC of Portage	www.employees.com
Jon Baltmanis	Portage Cty. Public Transit Human Services TCC	baltmanj@execpc.com
Fred Fiedel	Wood Co. United Sen.	friedelc@co.wood.wi.us
Mary Jones	Apprenticeship Development	mjm@pba.lancynj.us.org
Richard Jabeer	" "	rjabeer@ba.lancynj.us.org
Constance Jacobson	ADRC-CW	cjacobson@mail.co.marathon.wi.us

# Marathon, Portage & Wood County 2008 Coordinated Planning Meeting Sign In

Please keep me posted!

Name	Organization	email or postal address
Patricia Clark	ADRC-CW	10491-14666 At The Falls WI Rapids WI 54449
Gary LaVake	ADRC-CW	300 S. Peach Ave Marshfield WI 54449
John Stormoens	Grant Women Portage Co.	1462 Strong Ave Stevens Point WI 54481
Ginny Sjiba	Interfaith Volunteer	County Volunteer@unitedwaywi.org
Kathy Olson	Managers of Portage	709 CENTER
Nicole DeBethignies	Trails 5 SCSEP	364 Grand Ave, Wausau, 54403
Donna Betno	Dept of Social Services	Nadebethsnp5@mail.co.marathon.wi.us
Jim Riggens	Marathon County	betred@co.portage.wi.us
Julie Deaton	ADRC of Portage Co.	1732 Ellis, Stevens Point 54481
Jim Brown	Livide Center	niggerbj@co.portage.wi.us
	PO. CO. HEALTH HUMAN	PO Box 618
	Headwaters Inc	Rhinclander, WI 54501
	HEADWATERS, INC.	jd Eaton@headwatersinc.org
	Wheels of Independence	2703 Industrial St
		Wis. Rapids WI 54455
		woi-acc@woci.net

# Marathon, Portage & Wood County 2008 Coordinated Planning Meeting Sign In

Name	Organization	Please keep me posted!
		email or postal address
Nathan Sielaff	Community Care of Central Wisconsin North Central WI	nathan.sielaff@communitycarecw.org
Jill Spencer	Workforce Dev. Board Pathways to Independence (DHS)	jspencer@ncwddb.org
Allison Lourash	LAMEERS BUS LINES	Allison.Lourash@wisconsin.gov
Ken Porter	ADRC - cw mobility	kenp@golammers.com
Jill Gundersen	ADRC - Portage mobility	jgunders@ccmaadrc.com
Carrie Placemay	WWR	placemay@co.portage.wi.us
Jenny Knaded	Donated wheels	portage.wheel@tds.net
Kathy Sontoy	Courtesy Warriors, Inc Courtesy Dela. Planetax	cci@coredcs.com

# Marathon, Portage & Wood County 2008 Coordinated Planning Meeting Sign In

Please keep me posted!

Name	Organization	email or postal address
Nathan Sielaff	Community Care of Central Wisconsin North Central WI	nathan.sielaff@communitycare.wi.us
Jill Spencer	Workforce Dev. Board Pathways to Independence (DHS)	jspencer@ncwddb.org
Allison Louvach		Allison.Louvach@wisconsin.gov
KEN PORTER	LAMES BUSINESSES	kenp@golamers.com
Jill Lambert	ADRC-cw mobility	jphadette@mail.com@ncwddb.wi.us
Carrie Placemay	ADRC-Portage WWR	placemay@co.portage.wi.us
Jenny Knade	Donated wheels	portage.wheel@tels.net
Kathy Soutney	Courtesy Carriers, Inc Courtesy, Colo. Florist	ccs@coredcs.com

THIS PAGE LEFT BLANK, INTENTIONALLY



THIS PAGE LEFT BLANK, INTENTIONALLY

## Meeting Evaluation Form

<b>County/Region:</b>	<i>Prover Village</i>
<b>Date:</b>	<i>8-12-08</i>
<b>Facilitator(s):</b>	<i>DARRYLAN DEAN</i>

**Instructions:** For each item below, please circle the number/response that best expresses your opinion.

	Strongly Agree		Agree		Strongly Disagree	Don't Know
<b>General Meeting Questions</b>						
1. The information covered in the group discussions, examples and explanations was understandable.	1	2	3	4	5	6
2. The meeting provided a good forum for communication about public/human services transportation coordination.	1	2	3	4	5	6
3. Participants at the meeting were from a broad stakeholder group.	1	2	3	4	5	6
4. The county/region's prioritized action plan is comprehensive and realistic. —	1	2	3	4	5	6
5. The county/region has a working coordination team.	1	2	3	4	5	6
6. The 2006 Coordination plan has been implemented.	1	2	3	4	5	6
7. Developing the prioritized action plan was meaningful and valuable.	1	2	3	4	5	6
8. I feel the coordination process in the county/region will be improved based on the assessment, action plan and implementation strategies.	1	2	3	4	5	6
<b>Facilitator Questions</b>						
9. Facilitator was knowledgeable about the meeting process.	1	2	3	4	5	6
10. The information was presented in a clear, logical format.	1	2	3	4	5	6

10. The time allotted for the meeting was:                      too much      about right      not enough

11. List three key points/issues presented during the meeting that were the most valuable or useful.

*MONEY TO OPERATE —*

12. List any information or meeting content you felt was omitted or needed further clarification.

13. Are you interested in participating on the team that will implement the coordination plan strategies? If yes, indicate your availability. —

14. Other comments. —

*CENTRAL DISPATCH NEEDED*

## Meeting Evaluation Form

<b>County/Region:</b>	Central WI - Portage Co.
<b>Date:</b>	11 Aug 08
<b>Facilitator(s):</b>	Darryl L. Landrew

**Instructions:** For each item below, please circle the number/response that best expresses your opinion.

	Strongly Agree		Agree		Strongly Disagree	Don't Know
<b>General Meeting Questions</b>						
1. The information covered in the group discussions, examples and explanations was understandable.	(1)	2	3	4	5	6
2. The meeting provided a good forum for communication about public/human services transportation coordination.	(1)	2	3	4	5	6
3. Participants at the meeting were from a broad stakeholder group.	(1)	2	3	4	5	6
4. The county/region's prioritized action plan is comprehensive and realistic.	1	2	(3)	4	5	6
5. The county/region has a working coordination team.	1	(2)	3	4	5	6
6. The 2006 Coordination plan has been implemented.	1	2	(3)	4	5	6
7. Developing the prioritized action plan was meaningful and valuable.	1	(2)	3	4	5	6
8. I feel the coordination process in the county/region will be improved based on the assessment, action plan and implementation strategies.	1	(2)	3	4	5	6
<b>Facilitator Questions</b>						
9. Facilitator was knowledgeable about the meeting process.	(1)	2	3	4	5	6
10. The information was presented in a clear, logical format.	(1)	2	3	4	5	6

10. The time allotted for the meeting was:                      too much                      about right                      not enough

11. List three key points/issues presented during the meeting that were the most valuable or useful.

Ident.ification of disabled persons who reside in Portage Co. rural areas. Overview of current transportation software. Discussion of Centralized Dispatch.

12. List any information or meeting content you felt was omitted or needed further clarification.

13. Are you interested in participating on the team that will implement the coordination plan strategies? If yes, indicate your availability.

14. Other comments.     I would like to see more movement towards Central Dispatch.

## Meeting Evaluation Form

<b>County/Region:</b>	Portage Co.
<b>Date:</b>	8/12/08
<b>Facilitator(s):</b>	Darryl Landeau

**Instructions:** For each item below, please circle the number/response that best expresses your opinion.

	Strongly Agree		Agree		Strongly Disagree	Don't Know
<b>General Meeting Questions</b>						
1. The information covered in the group discussions, examples and explanations was understandable.	1	2	3	④	5	6
2. The meeting provided a good forum for communication about public/human services transportation coordination.	1	2	3	④	5	6
3. Participants at the meeting were from a broad stakeholder group.	①	2	3	4	5	6
4. The county/region's prioritized action plan is comprehensive and realistic.	1	2	③	4	5	6
5. The county/region has a working coordination team.	①	2	3	4	5	6
6. The 2006 Coordination plan has been implemented.	1	2	③	4	5	6
7. Developing the prioritized action plan was meaningful and valuable.	1	2	③	4	5	6
8. I feel the coordination process in the county/region will be improved based on the assessment, action plan and implementation strategies.	1	2	③	4	5	6
<b>Facilitator Questions</b>						
9. Facilitator was knowledgeable about the meeting process.	1	2	3	4	⑤	6
10. The information was presented in a clear, logical format.	1	2	3	4	⑤	6

10. The time allotted for the meeting was:                      too much                      about right                      not enough

11. List three key points/issues presented during the meeting that were the most valuable or useful.

12. List any information or meeting content you felt was omitted or needed further clarification.

13. Are you interested in participating on the team that will implement the coordination plan strategies? If yes, indicate your availability.

14. Other comments.

## Meeting Evaluation Form

<b>County/Region:</b>	PORTABLE
<b>Date:</b>	8-12-08
<b>Facilitator(s):</b>	DARRYL LANDAU

**Instructions:** For each item below, please circle the number/response that best expresses your opinion.

	Strongly Agree	Agree	Strongly Disagree	Don't Know
<b>General Meeting Questions</b>				
1. The information covered in the group discussions, examples and explanations was understandable.	1	2	3	4
2. The meeting provided a good forum for communication about public/human services transportation coordination.	1	2	3	4
3. Participants at the meeting were from a broad stakeholder group.	1	2	3	4
4. The county/region's prioritized action plan is comprehensive and realistic.	1	2	3	4
5. The county/region has a working coordination team.	1	2	3	4
6. The 2006 Coordination plan has been implemented.	1	2	3	4
7. Developing the prioritized action plan was meaningful and valuable.	1	2	3	4
8. I feel the coordination process in the county/region will be improved based on the assessment, action plan and implementation strategies.	1	2	3	4
<b>Facilitator Questions</b>				
9. Facilitator was knowledgeable about the meeting process.	1	2	3	4
10. The information was presented in a clear, logical format.	1	2	3	4

10. The time allotted for the meeting was:                      too much                      about right                      not enough

11. List three key points/issues presented during the meeting that were the most valuable or useful.

*Person of the Plan,  
strategies presented*

12. List any information or meeting content you felt was omitted or needed further clarification.

*N.A*

13. Are you interested in participating on the team that will implement the coordination plan strategies? If yes, indicate your availability.

*yes,*

14. Other comments.

## Meeting Evaluation Form

<b>County/Region:</b>	Portage
<b>Date:</b>	8-12-08
<b>Facilitator(s):</b>	Darrell Anderson

**Instructions:** For each item below, please circle the number/response that best expresses your opinion.

	Strongly Agree		Agree		Strongly Disagree	Don't Know
<b>General Meeting Questions</b>						
1. The information covered in the group discussions, examples and explanations was understandable.	1	(2)	3	4	5	6
2. The meeting provided a good forum for communication about public/human services transportation coordination.	(1)	2	3	4	5	6
3. Participants at the meeting were from a broad stakeholder group.	(1)	2	3	4	5	6
4. The county/region's prioritized action plan is comprehensive and realistic.	1	(2)	3	4	5	6
5. The county/region has a working coordination team.	(1)	2	3	4	5	6
6. The 2006 Coordination plan has been implemented.	1	2	3	4	5	(6)
7. Developing the prioritized action plan was meaningful and valuable.	1	(2)	3	4	5	6
8. I feel the coordination process in the county/region will be improved based on the assessment, action plan and implementation strategies.	(1)	2	3	4	5	6
<b>Facilitator Questions</b>						
9. Facilitator was knowledgeable about the meeting process.	1	2	(3)	4	5	6
10. The information was presented in a clear, logical format.	1	2	3	(4)	5	6

10. The time allotted for the meeting was:                      too much                      (about right)                      not enough

11. List three key points/issues presented during the meeting that were the most valuable or useful.

12. List any information or meeting content you felt was omitted or needed further clarification.

13. Are you interested in participating on the team that will implement the coordination plan strategies? If yes, indicate your availability.      Yes. Very Available

14. Other comments.

## Meeting Evaluation Form

<b>County/Region:</b>	<i>NCW</i>
<b>Date:</b>	<i>8/12/08</i>
<b>Facilitator(s):</b>	<i>Dodge Jarden</i>

**Instructions:** For each item below, please circle the number/response that best expresses your opinion.

	Strongly Agree		Agree		Strongly Disagree	Don't Know
<b>General Meeting Questions</b>						
1. The information covered in the group discussions, examples and explanations was understandable.	(1)	2	3	4	5	6
2. The meeting provided a good forum for communication about public/human services transportation coordination.	(1)	2	3	4	5	6
3. Participants at the meeting were from a broad stakeholder group.	(1)	2	3	4	5	6
4. The county/region's prioritized action plan is comprehensive and realistic.	1	(2)	3	4	5	6
5. The county/region has a working coordination team.	1	(2)	3	4	5	6
6. The 2006 Coordination plan has been implemented.	1	2	3	4	5	(6)
7. Developing the prioritized action plan was meaningful and valuable.	(1)	2	3	4	5	6
8. I feel the coordination process in the county/region will be improved based on the assessment, action plan and implementation strategies.	1	(2)	3	4	5	6
<b>Facilitator Questions</b>						
9. Facilitator was knowledgeable about the meeting process.	1	(2)	3	4	5	6
10. The information was presented in a clear, logical format.	1	2	(3)	4	5	6

10. The time allotted for the meeting was:

(too much)      about right      not enough

*1- 1.5 hrs. would be sufficient*

11. List three key points/issues presented during the meeting that were the most valuable or useful.

12. List any information or meeting content you felt was omitted or needed further clarification.

13. Are you interested in participating on the team that will implement the coordination plan strategies? If yes, indicate your availability.

14. Other comments.

## Meeting Evaluation Form

<b>County/Region:</b>	Portage Co
<b>Date:</b>	Aug 12 2008
<b>Facilitator(s):</b>	Daryl Landeau

**Instructions:** For each item below, please circle the number/response that best expresses your opinion.

	Strongly Agree		Agree		Strongly Disagree	Don't Know
<b>General Meeting Questions</b>						
1. The information covered in the group discussions, examples and explanations was understandable.	(1)	2	3	4	5	6
2. The meeting provided a good forum for communication about public/human services transportation coordination.	1	(2)	3	4	5	6
3. Participants at the meeting were from a broad stakeholder group.	(1)	2	3	4	5	6
4. The county/region's prioritized action plan is comprehensive and realistic.	1	(2)	3	4	5	6
5. The county/region has a working coordination team.	1	(2)	3	4	5	6
6. The 2006 Coordination plan has been implemented.	1	2	3	4	5	(6)
7. Developing the prioritized action plan was meaningful and valuable.	(1)	2	3	4	5	6
8. I feel the coordination process in the county/region will be improved based on the assessment, action plan and implementation strategies.	1	(2)	3	4	5	6
<b>Facilitator Questions</b>						
9. Facilitator was knowledgeable about the meeting process.	1	(2)	3	4	5	6
10. The information was presented in a clear, logical format.	1	(2)	3	4	5	6

10. The time allotted for the meeting was:                      too much                      **(about right)**                      not enough

11. List three key points/issues presented during the meeting that were the most valuable or useful.

12. List any information or meeting content you felt was omitted or needed further clarification.

City Transit needs to be present.

13. Are you interested in participating on the team that will implement the coordination plan strategies? If yes, indicate your availability.

YES

Call me at 715 344 4563

14. Other comments.



## Meeting Evaluation Form

<b>County/Region:</b>	Portage
<b>Date:</b>	8-12-08
<b>Facilitator(s):</b>	Darryl Landeau

**Instructions:** For each item below, please circle the number/response that best expresses your opinion.

	Strongly Agree		Agree		Strongly Disagree	Don't Know
<b>General Meeting Questions</b>						
1. The information covered in the group discussions, examples and explanations was understandable.	1	2	3	4	5	6
2. The meeting provided a good forum for communication about public/human services transportation coordination.	1	2	3	4	5	6
3. Participants at the meeting were from a broad stakeholder group.	1	2	3	4	5	6
4. The county/region's prioritized action plan is comprehensive and realistic.	1	2	3	4	5	6
5. The county/region has a working coordination team.	1	2	3	4	5	6
6. The 2006 Coordination plan has been implemented.	1	2	3	4	5	6
7. Developing the prioritized action plan was meaningful and valuable.	1	2	3	4	5	6
8. I feel the coordination process in the county/region will be improved based on the assessment, action plan and implementation strategies.	1	2	3	4	5	6
<b>Facilitator Questions</b>						
9. Facilitator was knowledgeable about the meeting process.	1	2	3	4	5	6
10. The information was presented in a clear, logical format.	1	2	3	4	5	6

10. The time allotted for the meeting was:                      too much      about right                      not enough

11. List three key points/issues presented during the meeting that were the most valuable or useful.

Cooperation

12. List any information or meeting content you felt was omitted or needed further clarification.

Where will all the money come from

13. Are you interested in participating on the team that will implement the coordination plan strategies? If yes, indicate your availability.

14. Other comments.

## Meeting Evaluation Form

<b>County/Region:</b>	
<b>Date:</b>	
<b>Facilitator(s):</b>	

**Instructions:** For each item below, please circle the number/response that best expresses your opinion.

	Strongly Agree		Agree		Strongly Disagree	Don't Know
<b>General Meeting Questions</b>						
1. The information covered in the group discussions, examples and explanations was understandable.	1	2	3	4	5	6
2. The meeting provided a good forum for communication about public/human services transportation coordination.	1	2	3	4	5	6
3. Participants at the meeting were from a broad stakeholder group.	1	2	3	4	5	6
4. The county/region's prioritized action plan is comprehensive and realistic.	1	2	3	4	5	6
5. The county/region has a working coordination team.	1	2	3	4	5	6
6. The 2006 Coordination plan has been implemented.	1	2	3	4	5	6
7. Developing the prioritized action plan was meaningful and valuable.	1	2	3	4	5	6
8. I feel the coordination process in the county/region will be improved based on the assessment, action plan and implementation strategies.	1	2	3	4	5	6
<b>Facilitator Questions</b>						
9. Facilitator was knowledgeable about the meeting process.	1	2	3	4	5	6
10. The information was presented in a clear, logical format.	1	2	3	4	5	6

10. The time allotted for the meeting was:                      too much                      about right                      not enough

11. List three key points/issues presented during the meeting that were the most valuable or useful.

*Clarification of purpose  
funding  
learning what services are offered*

12. List any information or meeting content you felt was omitted or needed further clarification.

\_\_\_\_\_

13. Are you interested in participating on the team that will implement the coordination plan strategies? If yes, indicate your availability.

*Yes*

14. Other comments.

THIS PAGE LEFT BLANK, INTENTIONALLY

---

Portage County Provider Inventory

THIS PAGE LEFT BLANK, INTENTIONALLY

# Existing Provider Inventory

The purpose of this worksheet is to provide information on the transportation services provided by program, kind of vehicle including accessibility, ride schedules, and funding sources. Please complete for other transportation providers in the proposed service area. **Copy and paste table as needed for additional providers.**

<b>Program name</b>			<b>Stevens Point Transit</b>							
<b>Address</b>			1515 Strongs Ave., Stevens Point, WI 54481							
<b>Telephone (including area code)</b>			715-341-4490							
<b>Contact person</b>			Susan Lemke							
<b>Eligibility restrictions</b>			none							
Type of Vehicles (List number of vehicles)			Scheduling ("X" all that apply)			Days and hours of operation (List hours of service for all that apply)				
Bus	Vans	Volunteers	Fixed route	Demand response	Other (explain)	Weekdays		Sat.	Sun.	Holidays
7			X			Mon.	6:45-6:15	UWSP 10:00-6:00	NO	NO
						Tues.	6:45-6:15	UWSP 10:00-6:00	NO	NO
						Wed.	6:45-6:15	UWSP 10:00-6:00	NO	NO
						Thurs.	6:45-6:15	UWSP 10:00-6:00	NO	NO
						Fri.	6:45-6:15	UWSP 10:00-6:00	NO	NO
Lift or ramp equipped (List number of vehicles)			How to access ("X" all that apply)							
Lift	Ramp	Not Accessible	Fixed route	Call for each ride	Subscription	Other (explain)				
	7		X							
Funding sources ("X" all that apply)										
85.21	85.20	5307	5310	5311	Older Am. Act	VA	Medical Assistance	JARC/WETAP	Other (list)	
	X			X						

<b>Program name</b>			<b>Stevens Point Transit – Point Plus</b>						
<b>Address</b>			1515 Strongs Ave., Stevens Point, WI 54481						
<b>Telephone (including area code)</b>			715-341-4490						
<b>Contact person</b>			Susan Lemke						
<b>Eligibility restrictions</b>			Disability						
<b>Type of Vehicles (List number of vehicles)</b>			<b>Scheduling ("X" all that apply)</b>			<b>Days and hours of operation (List hours of service for all that apply)</b>			
Bus	Vans	Volunteers	Fixed route	Demand response	Other (explain)	Weekdays	Sat.	Sun.	Holidays
	3			X		Mon. 6:45-6:15	UWSP 10:00-6:00	NO	NO
						Tues. 6:45-6:15	UWSP 10:00-6:00	NO	NO
						Wed. 6:45-6:15	UWSP 10:00-6:00	NO	NO
						Thurs. 6:45-6:15	UWSP 10:00-6:00	NO	NO
						Fri. 6:45-6:15	UWSP 10:00-6:00	NO	NO
<b>Lift or ramp equipped (List number of vehicles)</b>			<b>How to access ("X" all that apply)</b>						
Lift	Ramp	Not Accessible	Fixed route	Call for each ride	Subscription	Other (explain)			
3				X	X				
<b>Funding sources ("X" all that apply)</b>									
85.21	85.20	5307	5310	5311	Older Am. Act	VA	Medical Assistance	JARC/WETAP	Other (list)
	X			X					

<b>Program name</b>			<b>Aging &amp; Disability Resource Center – Bus</b>							
<b>Address</b>			1519 Water Street, Stevens Point, WI 54481							
<b>Telephone (including area code)</b>			715-346-1401							
<b>Contact person</b>			Donna Betro or Carrie Placeway							
<b>Eligibility restrictions</b>			Age 60 or older or age 18 or older with disability							
<b>Type of Vehicles (List number of vehicles)</b>			<b>Scheduling ("X" all that apply)</b>			<b>Days and hours of operation (List hours of service for all that apply)</b>				
Bus	Vans	Volunteers	Fixed route	Demand response	Other (explain)	Weekdays	Sat.	Sun.	Holidays	
4				X		Mon.	7:30-4:00	NO	NO	NO
						Tues.	7:30-4:00	NO	NO	NO
						Wed.	7:30-4:00	NO	NO	NO
						Thurs.	7:30-4:00	NO	NO	NO
						Fri.	7:30-4:00	NO	NO	NO
<b>Lift or ramp equipped (List number of vehicles)</b>			<b>How to access ("X" all that apply)</b>							
Lift	Ramp	Not Accessible	Fixed route	Call for each ride	Subscription	Other (explain)				
4				X						
<b>Funding sources ("X" all that apply)</b>										
85.21	85.20	5307	5310	5311	Older Am. Act	VA	Medical Assistance	JARC/WETAP	Other (list)	
X					X		X		Family Care	

<b>Program name</b>			<b>Aging &amp; Disability Resource Center – Volunteer Program</b>						
<b>Address</b>			1519 Water Street, Stevens Point, WI 54481						
<b>Telephone (including area code)</b>			715-346-1401						
<b>Contact person</b>			Donna Betro or Carrie Placeway						
<b>Eligibility restrictions</b>			Age 60 or older or age 18 or older with disability						
<b>Type of Vehicles (List number of vehicles)</b>			<b>Scheduling ("X" all that apply)</b>			<b>Days and hours of operation (List hours of service for all that apply)</b>			
Bus	Vans	Volunteers	Fixed route	Demand response	Other (explain)	Weekdays	Sat.	Sun.	Holidays
		40		X		Mon. As available	NO	NO	NO
						Tues. As available	NO	NO	NO
						Wed. As available	NO	NO	NO
						Thurs. As available	NO	NO	NO
						Fri. As available	NO	NO	NO
<b>Lift or ramp equipped (List number of vehicles)</b>			<b>How to access ("X" all that apply)</b>						
Lift	Ramp	Not Accessible	Fixed route	Call for each ride	Subscription	Other (explain)			
		X		X					
<b>Funding sources ("X" all that apply)</b>									
85.21	85.20	5307	5310	5311	Older Am. Act	VA	Medical Assistance	JARC/WETAP	Other (list)
X						X	X		Family Care, State Senior Community Service Grant

<b>Program name</b>			<b>Portage County Health &amp; Human Services</b>						
<b>Address</b>			817 Whiting Ave., Stevens Point, WI 54481						
<b>Telephone (including area code)</b>			715-345-5350						
<b>Contact person</b>			Jim Riggerbach						
<b>Eligibility restrictions</b>			Must be client of agency						
<b>Type of Vehicles (List number of vehicles)</b>			<b>Scheduling ("X" all that apply)</b>			<b>Days and hours of operation (List hours of service for all that apply)</b>			
Bus	Vans	Volunteers	Fixed route	Demand response	Other (explain)	Weekdays	Sat.	Sun.	Holidays
		3		X		Mon. As available	NO	NO	NO
						Tues. As available	NO	NO	NO
						Wed. As available	NO	NO	NO
						Thurs. As available	NO	NO	NO
						Fri. As available	NO	NO	NO
<b>Lift or ramp equipped (List number of vehicles)</b>			<b>How to access ("X" all that apply)</b>						
Lift	Ramp	Not Accessible	Fixed route	Call for each ride	Subscription	Other (explain)			
		X		X					
<b>Funding sources ("X" all that apply)</b>									
85.21	85.20	5307	5310	5311	Older Am. Act	VA	Medical Assistance	JARC/WETAP	Other (list)
							X		TANF

<b>Program name</b>			<b>Disabled Veterans Van</b>						
<b>Address</b>			ADRC – 1519 Water Street, Stevens Point, WI 54481						
<b>Telephone (including area code)</b>			715-346-1401						
<b>Contact person</b>			Donna Betro or Carrie Placeway						
<b>Eligibility restrictions</b>			Veteran						
<b>Type of Vehicles (List number of vehicles)</b>			<b>Scheduling ("X" all that apply)</b>			<b>Days and hours of operation (List hours of service for all that apply)</b>			
Bus	Vans	Volunteers	Fixed route	Demand response	Other (explain)	Weekdays	Sat.	Sun.	Holidays
	1			X		Mon. All day	NO	NO	NO
						Tues. All day	NO	NO	NO
						Wed. All day	NO	NO	NO
						Thurs. All day	NO	NO	NO
						Fri. All day	NO	NO	NO
<b>Lift or ramp equipped (List number of vehicles)</b>			<b>How to access ("X" all that apply)</b>						
Lift	Ramp	Not Accessible	Fixed route	Call for each ride	Subscription	Other (explain)			
		X		X					
<b>Funding sources ("X" all that apply)</b>									
85.21	85.20	5307	5310	5311	Older Am. Act	VA	Medical Assistance	JARC/WETAP	Other (list)
						X			

<b>Program name</b>			<b>Community Industries Corporation</b>						
<b>Address</b>			41 Park Ridge Drive, Stevens Point, WI 54481						
<b>Telephone (including area code)</b>			715-344-4563						
<b>Contact person</b>			Paul Rice						
<b>Eligibility restrictions</b>			Must be client of agency						
<b>Type of Vehicles (List number of vehicles)</b>			<b>Scheduling ("X" all that apply)</b>			<b>Days and hours of operation (List hours of service for all that apply)</b>			
Bus	Vans	Volunteers	Fixed route	Demand response	Other (explain)	Weekdays	Sat.	Sun.	Holidays
	13			X	Fixed Schedule, Flexible route	Mon. 5:30-5:30	NO	NO	NO
						Tues. 5:30-5:30	NO	NO	NO
						Wed. 5:30-5:30	NO	NO	NO
						Thurs. 5:30-5:30	NO	NO	NO
						Fri. 5:30-5:30	NO	NO	NO
<b>Lift or ramp equipped (List number of vehicles)</b>			<b>How to access ("X" all that apply)</b>						
Lift	Ramp	Not Accessible	Fixed route	Call for each ride	Subscription	Other (explain)			
4	5			X	X				
<b>Funding sources ("X" all that apply)</b>									
85.21	85.20	5307	5310	5311	Older Am. Act	VA	Medical Assistance	JARC/WETAP	Other (list)
			X						Family Care, Fees

<b>Program name</b>			<b>Interfaith Volunteer Caregivers</b>						
<b>Address</b>			1100 Centerpoint Drive, Suite 301, Stevens Point, WI 54481						
<b>Telephone (including area code)</b>			715-342-4084						
<b>Contact person</b>			Trevor Roark						
<b>Eligibility restrictions</b>			Portage County Resident						
<b>Type of Vehicles (List number of vehicles)</b>			<b>Scheduling ("X" all that apply)</b>			<b>Days and hours of operation (List hours of service for all that apply)</b>			
Bus	Vans	Volunteers	Fixed route	Demand response	Other (explain)	Weekdays	Sat.	Sun.	Holidays
		20		X		Mon. 8:00-4:30	NO	Limited	NO
						Tues. 8:00-4:30	NO	Limited	NO
						Wed. 8:00-4:30	NO	Limited	NO
						Thurs. 8:00-4:30	NO	Limited	NO
						Fri. 8:00-4:30	NO	Limited	NO
<b>Lift or ramp equipped (List number of vehicles)</b>			<b>How to access ("X" all that apply)</b>						
Lift	Ramp	Not Accessible	Fixed route	Call for each ride	Subscription	Other (explain)			
		X		X					
<b>Funding sources ("X" all that apply)</b>									
85.21	85.20	5307	5310	5311	Older Am. Act	VA	Medical Assistance	JARC/WETAP	Other (list)
									United Way Grant, Fundraising

<b>Program name</b>			<b>Plover Shared-Ride Taxi</b>						
<b>Address</b>			5622 Hwy B, Stevens Point, WI 54481						
<b>Telephone (including area code)</b>			715-342-1313						
<b>Contact person</b>			Kathy Sankey						
<b>Eligibility restrictions</b>			none						
<b>Type of Vehicles (List number of vehicles)</b>			<b>Scheduling ("X" all that apply)</b>			<b>Days and hours of operation (List hours of service for all that apply)</b>			
Bus	Vans	Volunteers	Fixed route	Demand response	Other (explain)	Weekdays	Sat.	Sun.	Holidays
	1	2 cars		X		Mon. 6:30-6:00	8:00-4:00	7:30-12:30	NO
						Tues. 6:30-6:00	8:00-4:00	7:30-12:30	NO
						Wed. 6:30-6:00	8:00-4:00	7:30-12:30	NO
						Thurs. 6:30-6:00	8:00-4:00	7:30-12:30	NO
						Fri. 6:30-6:00	8:00-4:00	7:30-12:30	NO
<b>Lift or ramp equipped (List number of vehicles)</b>			<b>How to access ("X" all that apply)</b>						
Lift	Ramp	Not Accessible	Fixed route	Call for each ride	Subscription	Other (explain)			
	1			X					
<b>Funding sources ("X" all that apply)</b>									
85.21	85.20	5307	5310	5311	Older Am. Act	VA	Medical Assistance	JARC/WETAP	Other (list)
				X					

<b>Program name</b>			<b>Courtesy Carriers, Inc.</b>						
<b>Address</b>			5622 Hwy B, Stevens Point, WI 54481						
<b>Telephone (including area code)</b>			715-341-5599						
<b>Contact person</b>			Kathy Sankey						
<b>Eligibility restrictions</b>			none						
<b>Type of Vehicles (List number of vehicles)</b>			<b>Scheduling ("X" all that apply)</b>			<b>Days and hours of operation (List hours of service for all that apply)</b>			
Bus	Vans	Volunteers	Fixed route	Demand response	Other (explain)	Weekdays	Sat.	Sun.	Holidays
	7			X		Mon. 6:30-6:00	6:00-2:00	Appointment	Appointment
						Tues. 6:30-6:00	6:00-2:00	Appointment	Appointment
						Wed. 6:30-6:00	6:00-2:00	Appointment	Appointment
						Thurs. 6:30-6:00	6:00-2:00	Appointment	Appointment
						Fri. 6:30-6:00	6:00-2:00	Appointment	Appointment
<b>Lift or ramp equipped (List number of vehicles)</b>			<b>How to access ("X" all that apply)</b>						
Lift	Ramp	Not Accessible	Fixed route	Call for each ride	Subscription	Other (explain)			
6	1			X					
<b>Funding sources ("X" all that apply)</b>									
85.21	85.20	5307	5310	5311	Older Am. Act	VA	Medical Assistance	JARC/ WETAP	Other (list)
							X		Family Care, Fees

<b>Program name</b>			<b>Courtesy Cab</b>						
<b>Address</b>			5622 Hwy B, Stevens Point, WI 54481						
<b>Telephone (including area code)</b>			715-342-8863						
<b>Contact person</b>			Kathy Sankey						
<b>Eligibility restrictions</b>			none						
<b>Type of Vehicles (List number of vehicles)</b>			<b>Scheduling ("X" all that apply)</b>			<b>Days and hours of operation (List hours of service for all that apply)</b>			
Bus	Vans	Volunteers	Fixed route	Demand response	Other (explain)	Weekdays	Sat.	Sun.	Holidays
3	9	2 cars		X		Mon. 6:30am-2:30am	8:00am-3:00am	8:00am-2:30am	By request
						Tues. 6:30am-2:30am	8:00am-3:00am	8:00am-2:30am	By request
						Wed. 6:30am-2:30am	8:00am-3:00am	8:00am-2:30am	By request
						Thurs. 6:30am-2:30am	8:00am-3:00am	8:00am-2:30am	By request
						Fri. 6:30am-2:30am	8:00am-3:00am	8:00am-2:30am	By request
<b>Lift or ramp equipped (List number of vehicles)</b>			<b>How to access ("X" all that apply)</b>						
Lift	Ramp	Not Accessible	Fixed route	Call for each ride	Subscription	Other (explain)			
		X		X					
<b>Funding sources ("X" all that apply)</b>									
85.21	85.20	5307	5310	5311	Older Am. Act	VA	Medical Assistance	JARC/ WETAP	Other (list)
									Fees

<b>Program name</b>			<b>Ambu-Lift</b>							
<b>Address</b>			3822 Robert St., Stevens Point, WI 54481							
<b>Telephone (including area code)</b>			715-343-1804							
<b>Contact person</b>			Larry Lee							
<b>Eligibility restrictions</b>			none							
<b>Type of Vehicles (List number of vehicles)</b>			<b>Scheduling ("X" all that apply)</b>			<b>Days and hours of operation (List hours of service for all that apply)</b>				
Bus	Vans	Volunteers	Fixed route	Demand response	Other (explain)	Weekdays		Sat.	Sun.	Holidays
	5	2 minivans		X		Mon.	Appointment	Appointment	Appointment	Appointment
						Tues.	Appointment	Appointment	Appointment	Appointment
						Wed.	Appointment	Appointment	Appointment	Appointment
						Thurs.	Appointment	Appointment	Appointment	Appointment
						Fri.	Appointment	Appointment	Appointment	Appointment
<b>Lift or ramp equipped (List number of vehicles)</b>			<b>How to access ("X" all that apply)</b>							
Lift	Ramp	Not Accessible	Fixed route	Call for each ride	Subscription	Other (explain)				
5		2 cots only		X	X					
<b>Funding sources ("X" all that apply)</b>										
85.21	85.20	5307	5310	5311	Older Am. Act	VA	Medical Assistance	JARC/ WETAP	Other (list)	
							X		Family Care, Fees	

<b>Program name</b>			<b>CAP Services – Head Start</b>						
<b>Address</b>			5499 Hwy 10 E, Stevens Point, WI 54481						
<b>Telephone (including area code)</b>			715-343-7500						
<b>Contact person</b>			Kathy Hackel						
<b>Eligibility restrictions</b>			Head Start Student						
<b>Type of Vehicles (List number of vehicles)</b>			<b>Scheduling ("X" all that apply)</b>			<b>Days and hours of operation (List hours of service for all that apply)</b>			
Bus	Vans	Volunteers	Fixed route	Demand response	Other (explain)	Weekdays	Sat.	Sun.	Holidays
9*					Fixed Schedule, Flexible Route	Mon. School hours	NO	NO	NO
						Tues. School hours	NO	NO	NO
						Wed. School hours	NO	NO	NO
						Thurs. School hours	NO	NO	NO
						Fri. School hours	NO	NO	NO
<b>Lift or ramp equipped (List number of vehicles)</b>			<b>How to access ("X" all that apply)</b>						
Lift	Ramp	Not Accessible	Fixed route	Call for each ride	Subscription	Other (explain)			
2						Head Start Needs			
<b>Funding sources ("X" all that apply)</b>									
85.21	85.20	5307	5310	5311	Older Am. Act	VA	Medical Assistance	JARC/WETAP	Other (list)
									Head Start Funding

\*All Head Start Buses will be disposed of sometime in 2009 as Head Start will be contracting for all their transportation needs for the 2008-2009 school year.

<b>Program name</b>			<b>Stevens Point Area School District</b>							
<b>Address</b>			3300 Water Street, Stevens Point, WI 54481							
<b>Telephone (including area code)</b>			715-345-5477							
<b>Contact person</b>			Jim King/Nancy Hartman							
<b>Eligibility restrictions</b>			Public School Students							
<b>Type of Vehicles (List number of vehicles)</b>			<b>Scheduling ("X" all that apply)</b>			<b>Days and hours of operation (List hours of service for all that apply)</b>				
Bus	Vans	Volunteers	Fixed route	Demand response	Other (explain)	Weekdays		Sat.	Sun.	Holidays
80					Fixed Schedule, Flexible Route	Mon.	School Hours	NO	NO	NO
						Tues.	School Hours	NO	NO	NO
						Wed.	School Hours	NO	NO	NO
						Thurs.	School Hours	NO	NO	NO
						Fri.	School Hours	NO	NO	NO
<b>Lift or ramp equipped (List number of vehicles)</b>			<b>How to access ("X" all that apply)</b>							
Lift	Ramp	Not Accessible	Fixed route	Call for each ride	Subscription	Other (explain)				
80						School System Needs				
<b>Funding sources ("X" all that apply)</b>										
85.21	85.20	5307	5310	5311	Older Am. Act	VA	Medical Assistance	JARC/WETAP	Other (list)	
									School Bus Federal Funds	

<b>Program name</b>			<b>Lamers Bus Lines</b>							
<b>Address</b>			2611 W. Grand Ave., Wisconsin Rapids, WI 54495							
<b>Telephone (including area code)</b>			715-423-3555							
<b>Contact person</b>			Fred Braun							
<b>Eligibility restrictions</b>			None							
<b>Type of Vehicles (List number of vehicles)</b>			<b>Scheduling ("X" all that apply)</b>			<b>Days and hours of operation (List hours of service for all that apply)</b>				
Bus	Vans	Volunteers	Fixed route	Demand response	Other (explain)	Weekdays	Sat.	Sun.	Holidays	
Numerous					Purchased services	Mon.	As available	NO	NO	NO
						Tues.	As available	NO	NO	NO
						Wed.	As available	NO	NO	NO
						Thurs.	As available	NO	NO	NO
						Fri.	As available	NO	NO	NO
<b>Lift or ramp equipped (List number of vehicles)</b>			<b>How to access ("X" all that apply)</b>							
Lift	Ramp	Not Accessible	Fixed route	Call for each ride	Subscription	Other (explain)				
		X		X						
<b>Funding sources ("X" all that apply)</b>										
85.21	85.20	5307	5310	5311	Older Am. Act	VA	Medical Assistance	JARC/WETAP	Other (list)	
									Fees	

<b>Program name</b>			<b>Salvation Army</b>							
<b>Address</b>			1300 Briggs Street, Stevens Point, WI 54481							
<b>Telephone (including area code)</b>			715-341-2437							
<b>Contact person</b>			Bob Quam							
<b>Eligibility restrictions</b>			Agency client							
<b>Type of Vehicles (List number of vehicles)</b>			<b>Scheduling ("X" all that apply)</b>			<b>Days and hours of operation (List hours of service for all that apply)</b>				
Bus	Vans	Volunteers	Fixed route	Demand response	Other (explain)	Weekdays		Sat.	Sun.	Holidays
	3				As needed	Mon.	Appointment	Appointment	Appointment	Appointment
						Tues.	Appointment	Appointment	Appointment	Appointment
						Wed.	Appointment	Appointment	Appointment	Appointment
						Thurs.	Appointment	Appointment	Appointment	Appointment
						Fri.	Appointment	Appointment	Appointment	Appointment
<b>Lift or ramp equipped (List number of vehicles)</b>			<b>How to access ("X" all that apply)</b>							
Lift	Ramp	Not Accessible	Fixed route	Call for each ride	Subscription	Other (explain)				
		X				As needed by agency				
<b>Funding sources ("X" all that apply)</b>										
85.21	85.20	5307	5310	5311	Older Am. Act	VA	Medical Assistance	JARC/WETAP	Other (list)	
									X	

<b>Program name</b>			<b>Almond/Bancroft School District</b>							
<b>Address</b>			County Road D, Almond, WI 54909							
<b>Telephone (including area code)</b>			715-366-2737							
<b>Contact person</b>			Steve or Lowella Stucker							
<b>Eligibility restrictions</b>			Public School Students							
<b>Type of Vehicles (List number of vehicles)</b>			<b>Scheduling ("X" all that apply)</b>			<b>Days and hours of operation (List hours of service for all that apply)</b>				
Bus	Vans	Volunteers	Fixed route	Demand response	Other (explain)	Weekdays		Sat.	Sun.	Holidays
11					Fixed Schedule, Flexible Route	Mon.	School Hours	NO	NO	NO
						Tues.	School Hours	NO	NO	NO
						Wed.	School Hours	NO	NO	NO
						Thurs.	School Hours	NO	NO	NO
						Fri.	School Hours	NO	NO	NO
<b>Lift or ramp equipped (List number of vehicles)</b>			<b>How to access ("X" all that apply)</b>							
Lift	Ramp	Not Accessible	Fixed route	Call for each ride	Subscription	Other (explain)				
		X				School System Needs				
<b>Funding sources ("X" all that apply)</b>										
85.21	85.20	5307	5310	5311	Older Am. Act	VA	Medical Assistance	JARC/WETAP	Other (list)	
									School Bus Federal Funds	

<b>Program name</b>			<b>University of Wisconsin – Stevens Point</b>							
<b>Address</b>			2100 Main Street, Stevens Point, WI 54481							
<b>Telephone (including area code)</b>			715-346-3456							
<b>Contact person</b>			Bill Rowe							
<b>Eligibility restrictions</b>			University students							
<b>Type of Vehicles (List number of vehicles)</b>			<b>Scheduling ("X" all that apply)</b>			<b>Days and hours of operation (List hours of service for all that apply)</b>				
Bus	Vans	Volunteers	Fixed route	Demand response	Other (explain)	Weekdays	Sat.	Sun.	Holidays	
3	12	8 cars			As Needed	Mon.	As needed	As needed	As needed	As needed
						Tues.	As needed	As needed	As needed	As needed
						Wed.	As needed	As needed	As needed	As needed
						Thurs.	As needed	As needed	As needed	As needed
						Fri.	As needed	As needed	As needed	As needed
<b>Lift or ramp equipped (List number of vehicles)</b>			<b>How to access ("X" all that apply)</b>							
Lift	Ramp	Not Accessible	Fixed route	Call for each ride	Subscription	Other (explain)				
		X				University Needs				
<b>Funding sources ("X" all that apply)</b>										
85.21	85.20	5307	5310	5311	Older Am. Act	VA	Medical Assistance	JARC/ WETAP	Other (list)	
									Student Fees	

<b>Program name</b>			<b>Tomorrow River School District</b>							
<b>Address</b>			Amherst, WI							
<b>Telephone (including area code)</b>			715-824-5521							
<b>Contact person</b>			Transportation Department							
<b>Eligibility restrictions</b>			Public School Students							
<b>Type of Vehicles (List number of vehicles)</b>			<b>Scheduling ("X" all that apply)</b>			<b>Days and hours of operation (List hours of service for all that apply)</b>				
Bus	Vans	Volunteers	Fixed route	Demand response	Other (explain)	Weekdays	Sat.	Sun.	Holidays	
13					Fixed Schedule, Flexible Route	Mon.	School Hours	NO	NO	NO
						Tues.	School Hours	NO	NO	NO
						Wed.	School Hours	NO	NO	NO
						Thurs.	School Hours	NO	NO	NO
						Fri.	School Hours	NO	NO	NO
<b>Lift or ramp equipped (List number of vehicles)</b>			<b>How to access ("X" all that apply)</b>							
Lift	Ramp	Not Accessible	Fixed route	Call for each ride	Subscription	Other (explain)				
1						School System Needs				
<b>Funding sources ("X" all that apply)</b>										
85.21	85.20	5307	5310	5311	Older Am. Act	VA	Medical Assistance	JARC/WETAP	Other (list)	
									School Bus Federal Funds, Contracted	

THIS PAGE LEFT BLANK, INTENTIONALLY



THIS PAGE LEFT BLANK, INTENTIONALLY

**Demographic data**

**Marathon, Portage, and Wood Counties 2008 Coordinated Transportation Planning**

Municipality	Type	Population (Census 2000)				Population (2007 est.)	Percentage of population (Census 2000)			Projected population (2007 est.)					Change in population from 2010 (2007 est.)		
		Total	Elderly	Disabled	Low-income		Elderly	Disabled	Low-income	2010	2015	2020	2025	2015	2020	2025	
<b>Marathon County</b>																	
Abbotsford (part)	City	557	133	121	38	n/a	23.9%	21.7%	6.8%	581	599	618	637	3.1%	6.4%	9.6%	
Athens	Village	1,093	214	391	49	1,126	19.6%	35.8%	4.5%	1,156	1,187	1,219	1,250	2.7%	5.4%	8.1%	
Bergen	Town	608	70	144	15	662	11.5%	23.7%	2.5%	697	737	778	819	5.7%	11.6%	17.5%	
Berlin	Town	887	100	139	19	965	11.3%	15.7%	2.1%	980	1,026	1,073	1,119	4.7%	9.5%	14.2%	
Bern	Town	564	51	69	63	589	9.0%	12.2%	11.2%	592	607	622	638	2.5%	5.1%	7.8%	
Bevent	Town	1,130	131	259	67	1,211	11.6%	22.9%	5.9%	1,259	1,325	1,392	1,458	5.2%	10.6%	15.8%	
Bimamwood (part)	Village	12	2	9	-	n/a	16.7%	75.0%	0.0%	17	20	24	27	17.6%	41.2%	58.8%	
Brighton	Town	622	59	117	59	609	9.5%	18.8%	9.5%	611	612	613	614	0.2%	0.3%	0.5%	
Brokaw	Village	109	34	59	23	182	31.2%	54.1%	21.1%	93	86	79	72	-7.5%	-15.1%	-22.6%	
Cassel	Town	862	94	138	81	909	10.9%	16.0%	9.4%	878	894	911	928	1.8%	3.8%	5.7%	
Cleveland	Town	1,146	131	173	56	1,338	11.4%	15.1%	4.9%	1,349	1,443	1,538	1,631	7.0%	14.0%	20.9%	
Colby (part)	City	419	89	119	31	n/a	21.2%	28.4%	7.4%	476	484	492	501	1.7%	3.4%	5.3%	
Day	Town	1,026	108	221	42	1,072	10.5%	21.5%	4.1%	1,044	1,055	1,068	1,079	1.1%	2.3%	3.4%	
Dorchester (part)	Village	9	-	-	-	n/a	0.0%	0.0%	0.0%	4	4	4	4	0.0%	0.0%	0.0%	
Easton	Town	1,024	130	172	27	1,105	12.7%	16.8%	2.6%	1,076	1,084	1,092	1,101	0.7%	1.5%	2.3%	
Eau Pleine	Town	753	79	133	37	783	10.5%	17.7%	4.9%	798	821	846	870	2.9%	6.0%	9.0%	
Edgar	Village	1,366	206	245	59	1,486	15.1%	17.9%	4.3%	1,450	1,482	1,515	1,548	2.2%	4.5%	6.8%	
Elderon	Village	159	27	46	8	181	17.0%	28.9%	5.0%	186	184	183	181	-1.1%	-1.6%	-2.7%	
Elderon	Town	569	74	140	31	589	13.0%	24.6%	5.4%	544	533	522	512	-2.0%	-4.0%	-5.9%	
Emmet	Town	840	91	231	83	928	10.8%	27.5%	9.9%	972	1,037	1,102	1,166	6.7%	13.4%	20.0%	
Fenwood	Village	177	25	40	-	157	14.1%	22.6%	0.0%	151	139	128	117	-7.9%	-15.2%	-22.5%	
Frankfort	Town	634	68	55	61	694	10.7%	8.7%	9.6%	675	688	701	713	1.9%	3.9%	5.6%	
Franzen	Town	522	82	87	40	525	15.7%	16.7%	7.7%	503	502	502	502	-0.2%	-0.2%	-0.2%	
Green Valley	Town	523	78	120	32	552	14.9%	22.9%	6.1%	589	626	664	701	6.3%	12.7%	19.0%	
Guenther	Town	293	42	108	16	333	14.3%	36.9%	5.5%	328	341	355	368	4.0%	8.2%	12.2%	
Halsey	Town	648	70	81	27	685	10.8%	12.5%	4.2%	720	758	796	834	5.3%	10.6%	15.8%	
Hamburg	Town	917	84	147	49	967	9.2%	16.0%	5.3%	988	1,027	1,067	1,106	3.9%	8.0%	11.9%	
Harrison	Town	434	37	113	20	447	8.5%	26.0%	4.6%	473	500	527	554	5.7%	11.4%	17.1%	
Hatley	Village	529	55	125	25	501	10.4%	23.6%	4.7%	571	618	665	712	8.2%	16.5%	24.7%	
Hewitt	Town	581	61	113	14	613	10.5%	19.4%	2.4%	566	577	589	600	1.9%	4.1%	6.0%	
Holton	Town	900	94	211	134	931	10.4%	23.4%	14.9%	891	884	878	872	-0.8%	-1.5%	-2.1%	
Hull	Town	771	82	127	43	765	10.6%	16.5%	5.6%	669	619	569	520	-7.5%	-14.9%	-22.3%	
Johnson	Town	998	94	150	136	1,025	9.4%	15.0%	13.6%	1,028	1,046	1,065	1,083	1.8%	3.6%	5.4%	
Knowlton	Town	1,694	168	362	52	1,869	9.9%	21.4%	3.1%	1,940	2,065	2,191	2,316	6.4%	12.9%	19.4%	
Kronenwetter	Village	5,366	410	1,020	166	6,254	7.6%	19.0%	3.1%	6,056	6,397	6,743	7,085	5.6%	11.3%	17.0%	
McMillan	Town	1,767	145	252	37	1,892	8.2%	14.3%	2.1%	1,943	2,020	2,099	2,176	4.0%	8.0%	12.0%	
Maine	Town	2,470	288	415	15	2,452	11.7%	16.8%	0.6%	2,500	2,566	2,635	2,702	2.6%	5.4%	8.1%	
Marathon	Town	1,087	108	151	51	1,116	9.9%	13.9%	4.7%	1,127	1,148	1,171	1,192	1.9%	3.9%	5.8%	
Marathon City	Village	1,632	220	378	32	1,609	13.5%	23.2%	2.0%	1,625	1,619	1,614	1,609	-0.4%	-0.7%	-1.0%	
Mosinee	City	4,026	604	1,291	219	4,194	15.0%	32.1%	5.4%	4,312	4,437	4,566	4,693	2.9%	5.9%	8.8%	

**Demographic data**

**Marathon, Portage, and Wood Counties 2008 Coordinated Transportation Planning**

Municipality	Type	Population (Census 2000)					Population (2007 est.)	Percentage of population (Census 2000)			Projected population (2007 est.)					Change in population from 2010 (2007 est.)		
		Total	Elderly	Disabled	Low-income			Elderly	Disabled	Low-income		2010	2015	2020	2025	2015	2020	2025
Mosinee	Town	2,180	127	450	86	2,299	5.8%	20.6%	3.9%	2,553	2,754	2,958	3,159	7.9%	15.9%	23.7%		
Norrie	Town	873	107	235	34	1,049	12.3%	26.9%	3.9%	1,060	1,107	1,155	1,201	4.4%	9.0%	13.3%		
Plover	Town	675	80	114	69	728	11.9%	16.9%	10.2%	783	831	880	928	6.1%	12.4%	18.5%		
Reid	Town	1,198	119	224	32	1,250	9.9%	18.7%	2.7%	1,312	1,372	1,434	1,494	4.6%	9.3%	13.9%		
Rib Falls	Town	907	94	143	45	987	10.4%	15.8%	5.0%	982	1,019	1,057	1,095	3.8%	7.6%	11.5%		
Rib Mountain	Town	7,547	721	1,055	125	7,661	9.6%	14.0%	1.7%	8,535	9,022	9,515	10,003	5.7%	11.5%	17.2%		
Rietbrook	Town	912	97	191	60	1,001	10.6%	20.9%	6.6%	985	1,014	1,044	1,074	2.9%	6.0%	9.0%		
Ringle	Town	1,444	127	285	52	1,568	8.8%	19.7%	3.6%	1,542	1,609	1,678	1,745	4.3%	8.8%	13.2%		
Rothschild	Village	4,920	589	817	195	5,321	12.0%	16.6%	4.0%	4,960	4,958	4,962	4,964	0.0%	0.0%	0.1%		
Schofield	City	2,115	328	437	154	2,264	15.5%	20.7%	7.3%	2,162	2,185	2,210	2,235	1.1%	2.2%	3.4%		
Spencer	Village	1,919	275	489	78	1,937	14.3%	25.5%	4.1%	2,011	2,051	2,093	2,134	2.0%	4.1%	6.1%		
Spencer	Town	1,384	102	231	53	1,537	7.4%	16.7%	3.8%	1,638	1,785	1,933	2,079	9.0%	18.0%	26.9%		
Stettin	Town	2,140	212	400	34	2,351	9.9%	18.7%	1.6%	2,155	2,150	2,147	2,144	-0.2%	-0.4%	-0.5%		
Stratford	Village	1,534	213	515	92	1,551	13.9%	33.6%	6.0%	1,607	1,649	1,693	1,736	2.6%	5.4%	8.0%		
Texas	Town	1,701	178	337	70	1,762	10.5%	19.8%	4.1%	1,787	1,830	1,874	1,918	2.4%	4.9%	7.3%		
Unity (part)	Village	180	38	47	19	n/a	21.1%	26.1%	11.0%	178	164	151	138	-7.9%	-15.2%	-22.5%		
Wausau	City	38,404	6,635	10,922	4,227	40,080	17.3%	28.4%	10.6%	39,813	40,461	41,154	41,831	1.6%	3.4%	5.1%		
Wausau	Town	2,196	286	501	57	2,255	13.0%	22.8%	2.6%	2,337	2,423	2,512	2,599	3.7%	7.5%	11.2%		
Weston	Village	12,252	1,127	2,960	618	13,805	9.2%	24.2%	5.0%	13,926	14,847	15,786	16,170	6.6%	13.4%	16.1%		
Weston	Town	436	38	88	14	603	8.7%	20.2%	3.2%	619	660	702	694	6.6%	13.4%	12.1%		
Wien	Town	720	97	127	73	787	13.5%	17.6%	10.1%	720	725	730	735	0.7%	1.4%	2.1%		
<b>Total, Marathon County</b>		<b>125,361</b>	<b>16,095</b>	<b>28,719</b>	<b>8,106</b>	<b>132,112</b>	<b>12.8%</b>	<b>22.9%</b>	<b>6.5%</b>	<b>133,502</b>	<b>137,814</b>	<b>142,266</b>	<b>146,049</b>	<b>3.2%</b>	<b>6.6%</b>	<b>9.4%</b>		
<b>Portage County</b>																		
Alban	Town	816	127	219	84	908	15.6%	26.8%	10.3%	930	936	950	970	0.6%	2.2%	4.3%		
Almond	Village	423	59	139	44	437	13.9%	32.9%	10.4%	450	440	434	432	-2.2%	-3.6%	-4.0%		
Almond	Town	765	92	160	50	689	12.0%	20.9%	6.5%	738	759	785	817	2.8%	6.4%	10.7%		
Amherst	Village	1,008	113	231	109	1,051	11.2%	22.9%	10.8%	1,134	1,204	1,283	1,370	6.2%	13.1%	20.8%		
Amherst	Town	1,390	198	386	94	1,470	14.2%	27.8%	6.8%	1,537	1,569	1,614	1,670	2.1%	5.0%	8.7%		
Amherst Junction	Village	283	21	55	5	336	7.4%	19.4%	1.8%	349	366	386	409	4.9%	10.6%	17.2%		
Belmont	Town	578	53	120	54	649	9.2%	20.8%	9.3%	689	714	744	780	3.6%	8.0%	13.2%		
Buena Vista	Town	1,213	110	167	71	1,217	9.1%	13.8%	5.9%	1,276	1,305	1,345	1,394	2.3%	5.4%	9.2%		
Carson	Town	1,332	158	367	50	1,356	11.9%	27.6%	3.8%	1,305	1,293	1,293	1,301	-0.9%	-0.9%	-0.3%		
Dewey	Town	964	97	170	66	1,032	10.1%	17.6%	6.8%	1,091	1,135	1,188	1,249	4.0%	8.9%	14.5%		
Eau Claire	Town	947	152	177	45	970	16.1%	18.7%	4.8%	928	916	912	914	-1.3%	-1.7%	-1.5%		
Grant	Town	2,050	169	401	59	2,091	8.2%	19.6%	2.9%	2,265	2,358	2,471	2,600	4.1%	9.1%	14.8%		
Hull	Town	5,627	491	589	293	5,585	8.7%	10.5%	5.2%	5,788	5,868	5,998	6,169	1.4%	3.6%	6.6%		
Junction City	Village	388	47	137	61	426	12.1%	35.3%	15.7%	388	358	332	309	-7.7%	-14.4%	-20.4%		
Lanark	Town	1,461	172	405	97	1,598	11.8%	27.7%	6.6%	1,666	1,753	1,853	1,966	5.2%	11.2%	18.0%		
Linwood	Town	1,129	121	223	34	1,163	10.7%	19.8%	3.0%	1,132	1,129	1,136	1,151	-0.3%	0.4%	1.7%		
Nelsonville	Village	210	23	59	5	182	11.0%	28.1%	2.4%	196	197	199	203	0.5%	1.5%	3.6%		
New Hope	Town	750	111	218	47	754	14.8%	29.1%	6.3%	795	814	841	873	2.4%	5.8%	9.8%		

**Demographic data**

**Marathon, Portage, and Wood Counties 2008 Coordinated Transportation Planning**

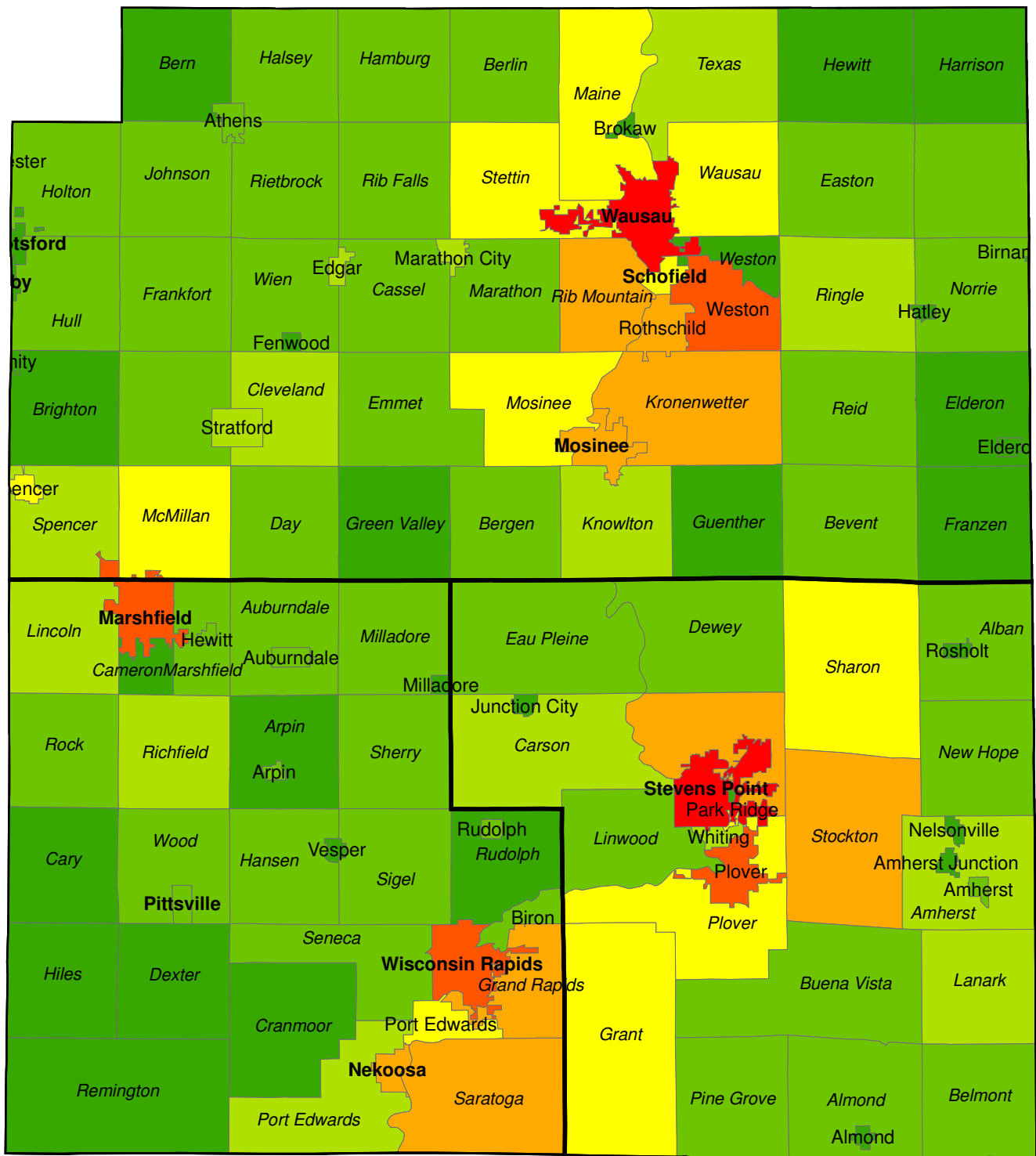
Municipality	Type	Population (Census 2000)					Population (2007 est.)	Percentage of population (Census 2000)			Projected population (2007 est.)					Change in population from 2010 (2007 est.)		
		Total	Elderly	Disabled	Low-income	Low-income		Elderly	Disabled	Low-income	2010	2015	2020	2025	2015	2020	2025	
Park Ridge	Village	499	114	75	4	458	22.8%	15.0%	0.8%	428	394	365	337	-7.9%	-14.7%	-21.3%		
Pine Grove	Town	822	111	247	82	917	13.5%	30.0%	10.0%	953	967	988	1,016	1.5%	3.7%	6.6%		
Plover	Village	10,647	606	2,128	634	11,580	5.7%	20.0%	6.0%	12,627	13,513	14,498	15,579	7.0%	14.8%	23.4%		
Plover	Town	2,194	272	275	80	2,430	12.4%	12.5%	3.6%	2,604	2,668	2,753	2,858	2.5%	5.7%	9.8%		
Rosholt	Village	574	69	169	35	501	12.0%	29.4%	6.1%	507	495	488	485	-2.4%	-3.7%	-4.3%		
Sharon	Town	1,978	215	339	113	2,040	10.9%	17.1%	5.7%	2,089	2,140	2,208	2,292	2.4%	5.7%	9.7%		
Stevens Point	City	24,492	2,957	5,268	3,687	25,370	12.1%	21.5%	15.1%	25,538	25,728	26,136	26,726	0.7%	2.3%	4.7%		
Stockton	Town	2,903	229	535	81	3,060	7.9%	18.4%	2.8%	3,211	3,328	3,472	3,639	3.6%	8.1%	13.3%		
Whiting	Village	1,739	460	574	90	1,680	26.5%	33.0%	5.2%	1,632	1,551	1,485	1,430	-5.0%	-9.0%	-12.4%		
<b>Total, Portage County</b>		<b>67,182</b>	<b>7,347</b>	<b>13,833</b>	<b>6,074</b>	<b>69,950</b>	<b>10.9%</b>	<b>20.6%</b>	<b>9.0%</b>	<b>72,246</b>	<b>73,898</b>	<b>76,157</b>	<b>78,939</b>	<b>2.3%</b>	<b>5.4%</b>	<b>9.3%</b>		
<b>Wood County</b>																		
Arpin	Village	354	69	143	15	828	19.5%	40.4%	4.2%	350	356	361	362	1.7%	3.1%	3.4%		
Arpin	Town	784	70	188	63	335	8.9%	24.0%	8.0%	795	799	801	795	0.5%	0.8%	0.0%		
Auburdale	Village	725	86	138	32	832	11.9%	19.0%	4.4%	812	849	882	908	4.6%	8.6%	11.8%		
Auburdale	Town	812	115	222	50	763	14.2%	27.3%	6.2%	829	829	826	816	0.0%	-0.4%	-1.6%		
Biron	Village	901	201	285	63	872	22.3%	31.6%	7.0%	885	869	851	826	-1.8%	-3.8%	-6.7%		
Cameron	Town	559	81	121	27	522	14.5%	21.6%	4.8%	514	516	516	512	0.4%	0.4%	-0.4%		
Cary	Town	398	55	83	10	416	13.8%	20.9%	2.5%	441	463	483	498	5.0%	9.5%	12.9%		
Cranmoor	Town	185	23	62	20	175	12.4%	33.5%	10.8%	167	163	158	152	-2.4%	-5.4%	-9.0%		
Dexter	Town	405	53	130	16	398	13.1%	32.1%	4.0%	399	409	418	423	2.5%	4.8%	6.0%		
Grand Rapids	Town	7,893	601	1,391	197	7,989	7.6%	17.6%	2.5%	8,521	8,880	9,208	9,448	4.2%	8.1%	10.9%		
Hansen	Town	752	87	166	40	722	11.6%	22.1%	5.3%	735	749	760	765	1.9%	3.4%	4.1%		
Hewitt	Village	727	57	95	21	750	7.8%	13.1%	2.9%	741	777	809	834	4.9%	9.2%	12.6%		
Hiles	Town	185	30	67	16	188	16.2%	36.2%	8.6%	202	209	215	219	3.5%	6.4%	8.4%		
Lincoln	Town	1,506	151	300	57	1,656	10.0%	19.9%	3.8%	1,668	1,726	1,778	1,813	3.5%	6.6%	8.7%		
Marshfield	City	18,384	3,243	5,051	1,203	19,346	17.6%	27.5%	6.5%	18,948	19,019	19,028	18,870	0.4%	0.4%	-0.4%		
Marshfield	Town	761	101	163	25	837	13.3%	21.4%	3.3%	844	861	874	880	2.0%	3.6%	4.3%		
Milladore	Village	251	38	45	10	269	15.1%	17.9%	4.0%	269	263	256	247	-2.2%	-4.8%	-8.2%		
Milladore	Town	721	64	156	26	721	8.9%	21.6%	3.6%	701	698	693	681	-0.4%	-1.1%	-2.9%		
Nekoosa	City	2,558	440	807	247	2,610	17.2%	31.5%	9.7%	2,626	2,643	2,652	2,637	0.6%	1.0%	0.4%		
Pittsville	City	851	106	203	46	891	12.5%	23.9%	5.4%	896	911	923	926	1.7%	3.0%	3.3%		
Port Edwards	Village	1,941	427	397	144	1,907	22.0%	20.5%	7.4%	1,943	1,942	1,935	1,910	-0.1%	-0.4%	-1.7%		
Port Edwards	Town	1,465	137	506	88	1,479	9.4%	34.5%	6.0%	1,539	1,586	1,627	1,653	3.1%	5.7%	7.4%		
Remington	Town	294	41	71	21	299	13.9%	24.1%	7.1%	308	310	311	308	0.6%	1.0%	0.0%		
Richfield	Town	1,520	235	384	119	1,671	15.5%	25.3%	7.8%	1,686	1,767	1,841	1,898	4.8%	9.2%	12.6%		
Rock	Town	846	84	245	43	909	9.9%	29.0%	5.1%	934	972	1,007	1,033	4.1%	7.8%	10.6%		
Rudolph	Village	396	55	113	12	1,166	13.9%	28.5%	3.0%	417	414	410	402	-0.7%	-1.7%	-3.6%		
Rudolph	Town	1,214	149	230	77	435	12.3%	18.9%	6.3%	1,125	1,107	1,086	1,055	-1.6%	-3.5%	-6.2%		
Saratoga	Town	5,391	546	1,510	318	5,557	10.1%	28.0%	5.9%	5,834	6,059	6,262	6,406	3.9%	7.3%	9.8%		
Seneca	Town	1,168	117	235	70	1,157	10.0%	20.1%	6.0%	1,217	1,249	1,276	1,292	2.6%	4.8%	6.2%		
Sherry	Town	825	78	169	19	832	9.5%	20.5%	2.3%	834	846	856	858	1.4%	2.6%	2.9%		

## Demographic data

## Marathon, Portage, and Wood Counties 2008 Coordinated Transportation Planning

Municipality	Type	Population (Census 2000)				Population (2007 est.)	Percentage of population (Census 2000)			Projected population (2007 est.)				Change in population from 2010 (2007 est.)		
		Total	Elderly	Disabled	Low-income		Elderly	Disabled	Low-income	2010	2015	2020	2025	2015	2020	2025
Sigel	Town	1,119	195	244	22	1,137	17.4%	21.8%	2.0%	1,109	1,098	1,084	1,060	-1.0%	-2.3%	-4.4%
Vesper	Village	525	74	111	38	532	14.1%	21.1%	7.2%	522	513	502	487	-1.7%	-3.8%	-6.7%
Wisconsin Rapids	City	18,348	3,689	5,594	1,643	18,500	20.1%	30.5%	9.0%	18,280	18,173	18,013	17,688	-0.6%	-1.5%	-3.2%
Wood	Town	791	115	193	53	793	14.5%	24.4%	6.7%	798	804	807	803	0.8%	1.1%	0.6%
<i>Total, Wood County</i>		75,555	11,613	19,818	4,851	77,494	15.4%	26.2%	6.4%	77,889	78,829	79,509	79,465	1.2%	2.1%	2.0%
<b>Total, Region</b>		<b>268,098</b>	<b>35,055</b>	<b>62,370</b>	<b>19,031</b>	<b>279,556</b>	<b>13.1%</b>	<b>23.3%</b>	<b>7.1%</b>	<b>283,637</b>	<b>290,541</b>	<b>297,932</b>	<b>304,453</b>	<b>2.4%</b>	<b>5.0%</b>	<b>7.3%</b>

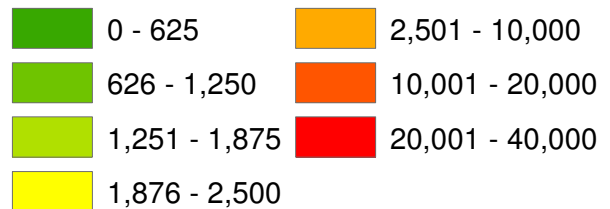
Data sources: U.S Census Bureau (Census 2000); Wisconsin Department of Administration (2007 est.); 2007 population estimates not available for portions of municipalities lying mostly outside Marathon County.



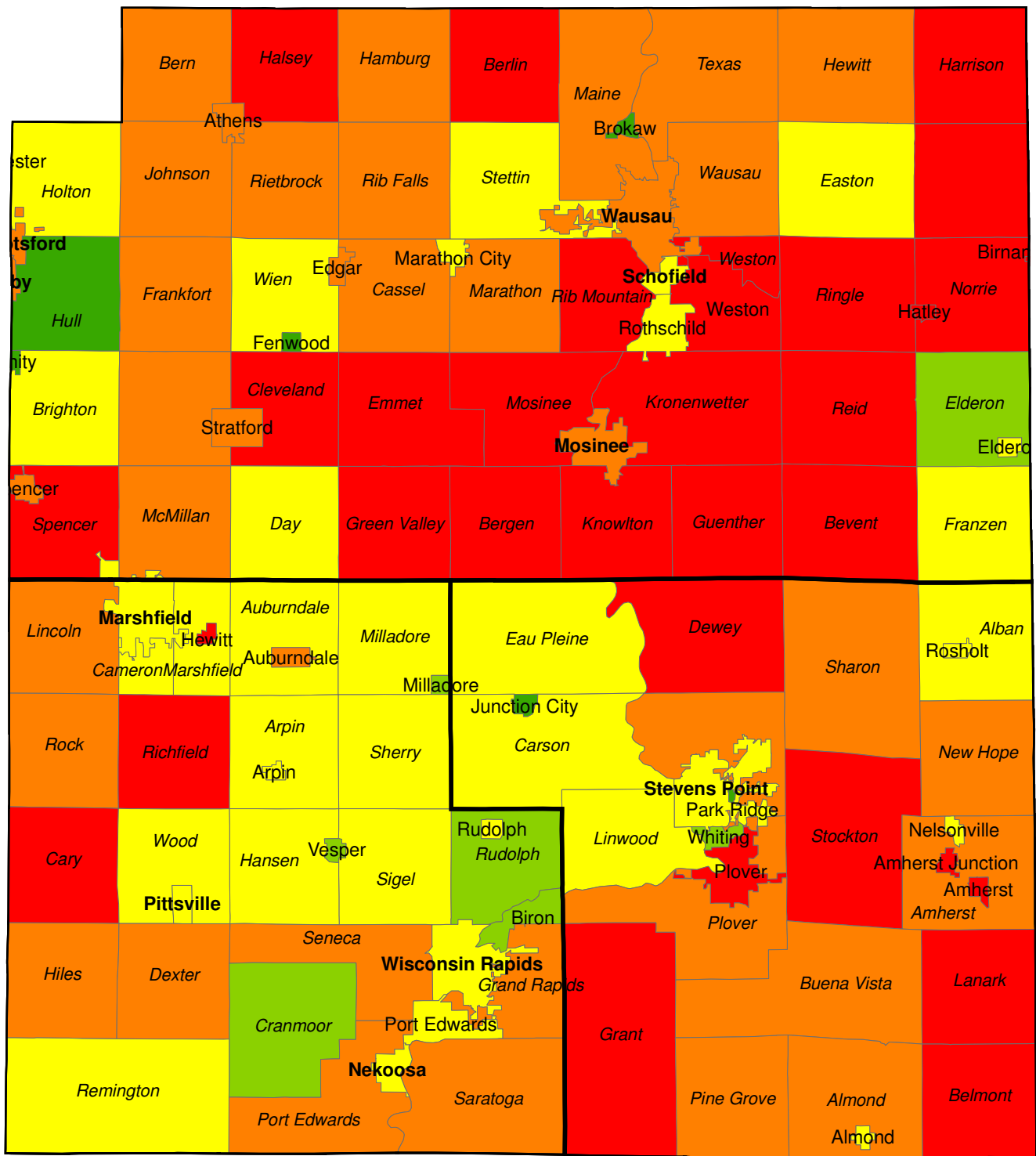
## Population (2007 est.)

### Rural

### Small Urban



## Marathon, Portage, and Wood Counties 2008 Coordinated Transportation Planning



# Projected population change 2010-2025 (2007 est.)

**Marathon, Portage, and Wood Counties  
2008 Coordinated Transportation Planning**

